

# formulas for color coat

## mixing system

For interior and exterior vinyl and plastic. Each formula is in grams and is shown on an accumulative basis. Be sure to agitate all basic tinting colors thoroughly before mixing each formula. See trim code listings for print and instrument panel information

**HBC** system®


formulas\_colour\_coat - 05/2002

# HBC system colour coat

## Gloss regulators

 **Low luster**  
Matte surface

 **Satin gloss**  
Silky surface

 **High gloss**  
Shiny surface

 **Leather flex**

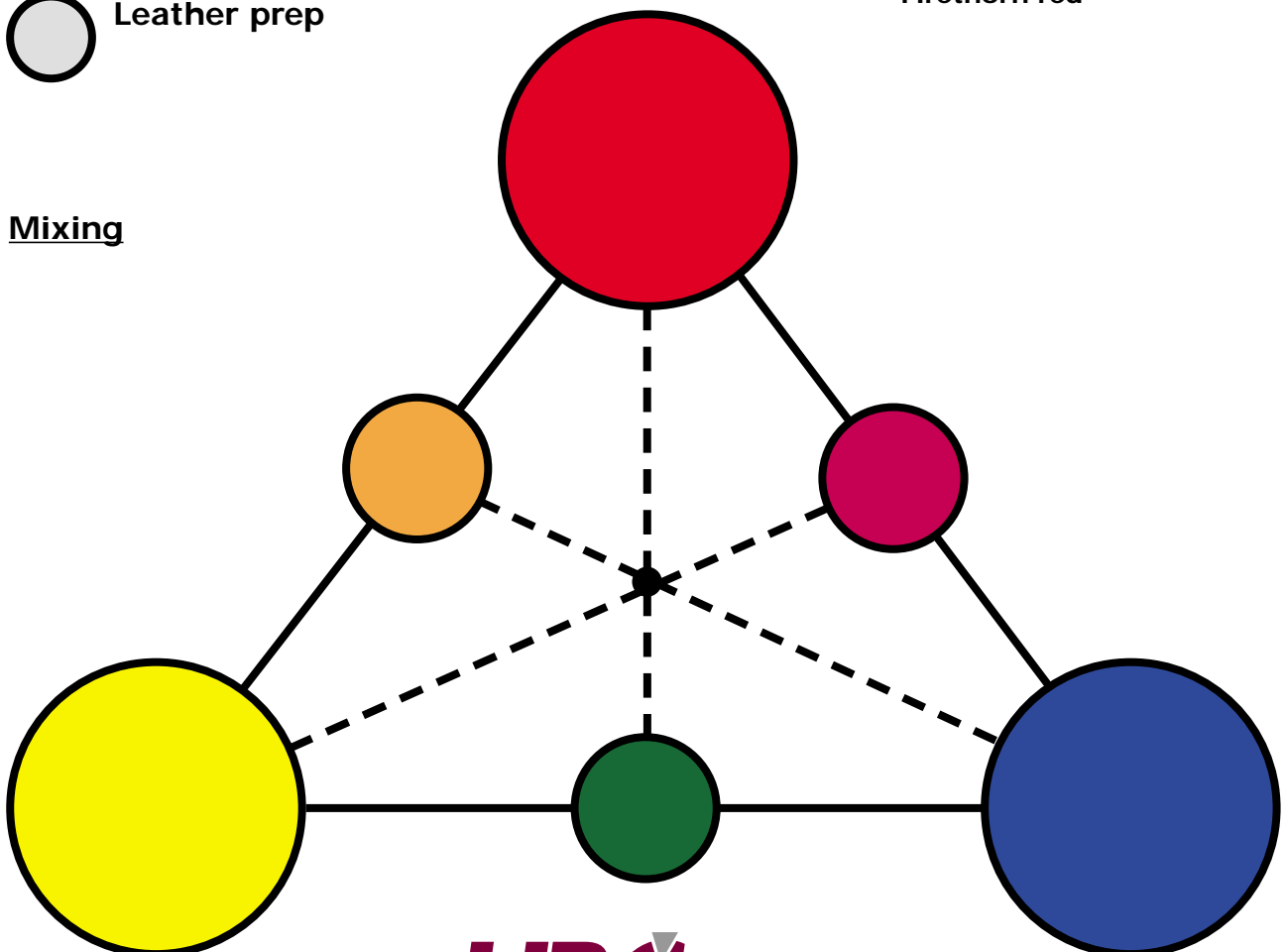
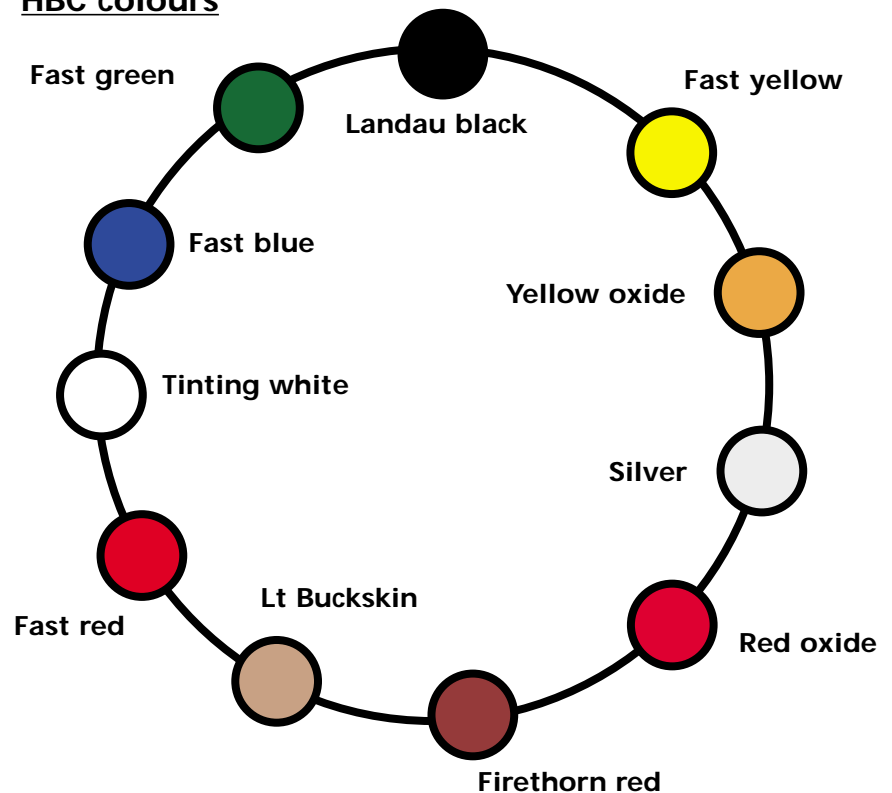
## Cleaner

 **Vinyl prep**  
Cleaner/primer

 **Leather prep**

## Mixing

## HBC colours



**HBC** system

© Copyright HBC international



## FORMULAS FOR COLOR COAT MIXING SYSTEM

For interior and exterior vinyl and plastic. Each formula is in grams and is shown on an accumulative basis. Be sure to agitate all basic tinting colors thoroughly before mixing each formula. See trim code listings for print and instrument panel information.

1500-1512		PINTS	QUARTS			PINTS	QUARTS
		GRAMS				GRAMS	
1500 PHANTOM WHITE				1507 SEA MOSS			
1554	TINTING WHITE	402.1	804.2	1559	YELLOW OXIDE	263.8	527.6
1559	YELLOW OXIDE	448.9	897.8	1501	LANDAU BLACK	373.7	747.4
1501	LANDAU BLACK	453.9	907.8	1556	FAST GREEN	412.6	825.2
1550	RED OXIDE	457.1	914.2	1554	TINTING WHITE	432.9	865.8
		0.0	0.0			0.0	0.0
		0.0	0.0			0.0	0.0
1501 LANDAU BLACK				1508 SILVER			
1501	LANDAU BLACK	426.4	852.8	1508	SILVER	430.4	860.8
		0.0	0.0			0.0	0.0
		0.0	0.0			0.0	0.0
		0.0	0.0			0.0	0.0
		0.0	0.0			0.0	0.0
		0.0	0.0			0.0	0.0
				MUST TOPCOAT WITH 1301 SATIN GLOSS CLEAR			
1502 CORDOVAN BROWN				1509 LT BUCKSKIN			
1550	RED OXIDE	154.5	309.0	1554	TINTING WHITE	261.3	522.6
1559	YELLOW OXIDE	302.8	605.6	1559	YELLOW OXIDE	419.4	838.8
1501	LANDAU BLACK	428.7	857.4	1550	RED OXIDE	442.6	885.2
1554	TINTING WHITE	433.1	866.2	1501	LANDAU BLACK	449.2	898.4
		0.0	0.0			0.0	0.0
		0.0	0.0			0.0	0.0
1503 SADDLE TAN				1510 SUPER WHITE			
1559	YELLOW OXIDE	256.1	512.2	1554	TINTING WHITE	432.4	864.8
1554	TINTING WHITE	344.8	689.6	1559	YELLOW OXIDE	450.8	901.6
1550	RED OXIDE	407.2	814.4	1550	RED OXIDE	456.5	913.0
1501	LANDAU BLACK	439.3	878.6	1556	FAST GREEN	458.8	917.6
		0.0	0.0			0.0	0.0
		0.0	0.0			0.0	0.0
1504 SHADOW BLUE				1511 FIRETHORN RED			
1553	FAST BLUE	190.2	380.4	1550	RED OXIDE	305.3	610.6
1501	LANDAU BLACK	372.7	745.4	1552	FAST RED	428.3	856.6
1554	TINTING WHITE	427.2	854.4	1554	TINTING WHITE	433.1	866.2
		0.0	0.0			0.0	0.0
		0.0	0.0			0.0	0.0
		0.0	0.0			0.0	0.0
1506 BURGUNDY				1512 SANTA FE			
1552	FAST RED	198.9	397.8	1554	TINTING WHITE	344.0	688.0
1550	RED OXIDE	360.9	721.8	1559	YELLOW OXIDE	442.1	884.2
1553	FAST BLUE	420.0	840.0	1550	RED OXIDE	449.3	898.6
1559	YELLOW OXIDE	429.2	858.4	1501	LANDAU BLACK	453.8	907.6
		0.0	0.0			0.0	0.0
		0.0	0.0			0.0	0.0

		PINTS	QUARTS			PINTS	QUARTS
1513-1611		GRAMS				GRAMS	
1513 WEDGEWOOD BLUE				1605 BUCKSKIN			
						GM 76	
						TRIM CODE 64T	
1554	TINTING WHITE	321.9	643.8	1559	YELLOW OXIDE	254.5	509.0
1553	FAST BLUE	398.7	797.4	1554	TINTING WHITE	402.1	804.2
1501	LANDAU BLACK	444.2	888.4	1550	RED OXIDE	432.7	865.4
1552	FAST RED	446.4	892.8	1501	LANDAU BLACK	442.9	885.8
		0.0	0.0			0.0	0.0
		0.0	0.0			0.0	0.0
1514 YELLOW GOLD				1606 DK BROWN MET			
						GM 76	
						TRIM CODE 69T	
1554	TINTING WHITE	290.1	580.2	1501	LANDAU BLACK	116.6	233.2
1559	YELLOW OXIDE	439.6	879.2	1551	FAST YELLOW	231.3	462.6
1550	RED OXIDE	445.9	891.8	1552	FAST RED	345.1	690.2
1556	FAST GREEN	450.9	901.8	1508	SILVER	426.5	853.0
		0.0	0.0			0.0	0.0
		0.0	0.0			0.0	0.0
				MUST TOPCOAT WITH 1301 SATIN GLOSS CLEAR			
1515 MOCHA COFFEE				1607 SILVER BLUE MET			
						GM 74-76	
						TRIM CODE 92T	
1550	RED OXIDE	201.0	402.0	1508	SILVER	366.3	732.6
1559	YELLOW OXIDE	348.1	696.2	1553	FAST BLUE	407.9	815.8
1501	LANDAU BLACK	416.4	832.8	1554	TINTING WHITE	426.5	853.0
1554	TINTING WHITE	435.1	870.2	1501	LANDAU BLACK	430.8	861.6
		0.0	0.0			0.0	0.0
		0.0	0.0			0.0	0.0
				MUST TOPCOAT WITH 1301 SATIN GLOSS CLEAR			
1601 DK BLUE MET		GM 76		1608 DK GRAY		GM 76	
		TRIM CODE 29T				TRIM CODE 14	
1553	FAST BLUE	183.3	366.6	1501	LANDAU BLACK	204.3	408.6
1501	LANDAU BLACK	314.1	628.2	1554	TINTING WHITE	342.8	685.6
1508	SILVER	398.3	796.6	1559	YELLOW OXIDE	415.2	830.4
1551	FAST YELLOW	424.4	848.8	1550	RED OXIDE	438.6	877.2
		0.0	0.0			0.0	0.0
		0.0	0.0			0.0	0.0
MUST TOPCOAT WITH 1301 SATIN GLOSS CLEAR							
1602 DK BLUE GREEN		GM 76		1609 LT SMOKE GRAY		GM 76-77 INT	
		TRIM CODE 32T				TRIM CODE 15	
1559	YELLOW OXIDE	216.9	433.8	1554	TINTING WHITE	367.3	734.6
1553	FAST BLUE	346.4	692.8	1559	YELLOW OXIDE	418.2	836.4
1501	LANDAU BLACK	411.5	823.0	1501	LANDAU BLACK	451.4	902.8
1554	TINTING WHITE	431.2	862.4	1550	RED OXIDE	454.6	909.2
		0.0	0.0			0.0	0.0
		0.0	0.0			0.0	0.0
1603 DK BLUE MET				1610 LT BLUE		TRIM CODE 24	
		GM 76					
		TRIM CODE 35T					
1553	FAST BLUE	279.4	558.8	1554	TINTING WHITE	338.9	677.8
1508	SILVER	345.0	690.0	1501	LANDAU BLACK	392.1	784.2
1501	LANDAU BLACK	398.8	797.6	1553	FAST BLUE	427.3	854.6
1551	FAST YELLOW	425.0	850.0	1559	YELLOW OXIDE	451.7	903.4
		0.0	0.0			0.0	0.0
		0.0	0.0			0.0	0.0
MUST TOPCOAT WITH 1301 SATIN GLOSS CLEAR							
1604 IVORY		GM 76		1611 DK BLUE		GM 75-76	
		TRIM CODE 52T				TRIM CODE 26	
1554	TINTING WHITE	376.3	752.6	1554	TINTING WHITE	226.1	452.2
1559	YELLOW OXIDE	448.4	896.8	1501	LANDAU BLACK	323.3	646.6
1556	FAST GREEN	452.2	904.4	1553	FAST BLUE	386.2	772.4
1501	LANDAU BLACK	455.6	911.2	1559	YELLOW OXIDE	443.8	887.6
		0.0	0.0			0.0	0.0
		0.0	0.0			0.0	0.0

1640-1654		PINTS		QUARTS				PINTS		QUARTS	
		GRAMS		GRAMS				GRAMS			
1640 LT BEIGE		GM 78				1648 MED SADDLE MET		GM 78 EXT			
		TRIM CODE 62T						TRIM CODE 96T			
1554	TINTING WHITE	298.7	597.4	1552	FAST RED	161.5	323.0				
1559	YELLOW OXIDE	404.1	808.2	1508	SILVER	313.9	627.8				
1550	RED OXIDE	444.6	889.2	1551	FAST YELLOW	422.1	844.2				
1501	LANDAU BLACK	451.4	902.8	1501	LANDAU BLACK	426.9	853.8				
		0.0	0.0			0.0	0.0				
		0.0	0.0			0.0	0.0				
				MUST TOPCOAT WITH 1301 SATIN GLOSS CLEAR							
1642 DK CAMEL MET		GM 78				1649 MED BEIGE MET		GM 78 EXT			
		TRIM CODE 69T						TRIM CODE 98T			
1552	FAST RED	188.2	376.4	1508	SILVER	206.7	413.4				
1551	FAST YELLOW	333.5	667.0	1552	FAST RED	346.3	692.6				
1508	SILVER	396.2	792.4	1551	FAST YELLOW	397.0	794.0				
1501	LANDAU BLACK	426.1	852.2	1556	FAST GREEN	420.4	840.8				
		0.0	0.0	1554	TINTING WHITE	428.2	856.4				
		0.0	0.0			0.0	0.0				
MUST TOPCOAT WITH 1301 SATIN GLOSS CLEAR				MUST TOPCOAT WITH 1301 SATIN GLOSS CLEAR							
1643 MULBERRY MET		GM 78				1650 LT GRAY		GM 78			
		TRIM CODE 74T						TRIM CODE 16			
1552	FAST RED	340.8	681.6	1554	TINTING WHITE	316.4	632.8				
1551	FAST YELLOW	382.1	764.2	1559	YELLOW OXIDE	399.0	798.0				
1508	SILVER	407.6	815.2	1501	LANDAU BLACK	434.7	869.4				
1553	FAST BLUE	425.5	851.0	1550	RED OXIDE	451.8	903.6				
		0.0	0.0			0.0	0.0				
		0.0	0.0			0.0	0.0				
MUST TOPCOAT WITH 1300 HIGH GLOSS CLEAR											
1644 DK CARMINE MET		GM 78-79				1651 DK GRAY		GM 79			
		TRIM CODE 79T						TRIM CODE 16			
1552	FAST RED	239.5	479.0	1554	TINTING WHITE	230.4	460.8				
1550	RED OXIDE	336.6	673.2	1559	YELLOW OXIDE	355.4	710.8				
1501	LANDAU BLACK	420.4	840.8	1501	LANDAU BLACK	426.6	853.2				
1554	TINTING WHITE	428.5	857.0	1550	RED OXIDE	446.2	892.4				
		0.0	0.0			0.0	0.0				
		0.0	0.0			0.0	0.0				
1645 MED BLUE MET		GM 78				1652 DK GREEN		GM 78			
		TRIM CODE 90T						TRIM CODE 49			
1553	FAST BLUE	188.5	377.0	1501	LANDAU BLACK	185.3	370.6				
1508	SILVER	341.6	683.2	1556	FAST GREEN	308.0	616.0				
1501	LANDAU BLACK	392.0	784.0	1551	FAST YELLOW	371.0	742.0				
1554	TINTING WHITE	429.3	858.6	1554	TINTING WHITE	430.2	860.4				
		0.0	0.0			0.0	0.0				
		0.0	0.0			0.0	0.0				
MUST TOPCOAT WITH 1300 HIGH GLOSS CLEAR											
1646 MED GREEN MET		GM 78				1653 DK YELLOW		GM 78 INT			
		TRIM CODE 94T						TRIM CODE 50			
1508	SILVER	214.3	428.6	1559	YELLOW OXIDE	329.0	658.0				
1556	FAST GREEN	343.6	687.2	1554	TINTING WHITE	418.9	837.8				
1501	LANDAU BLACK	389.3	778.6	1501	LANDAU BLACK	436.4	872.8				
1551	FAST YELLOW	427.9	855.8	1550	RED OXIDE	439.5	879.0				
		0.0	0.0			0.0	0.0				
		0.0	0.0			0.0	0.0				
MUST TOPCOAT WITH 1300 HIGH GLOSS CLEAR											
1647 GOLD MET		GM 78 EXT				1654 DK SADDLE		GM 78			
		TRIM CODE 95T						TRIM CODE 60			
1508	SILVER	291.5	583.0	1559	YELLOW OXIDE	284.1	568.2				
1551	FAST YELLOW	393.9	787.8	1550	RED OXIDE	393.1	786.2				
1552	FAST RED	428.7	857.4	1554	TINTING WHITE	426.8	853.6				
		0.0	0.0	1501	LANDAU BLACK	436.9	873.8				
		0.0	0.0			0.0	0.0				
		0.0	0.0			0.0	0.0				
MUST TOPCOAT WITH 1301 SATIN GLOSS CLEAR											

1655-1669		PINTS		QUARTS		PINTS		QUARTS	
		GRAMS				GRAMS			
1655 DK CARMEL TAN		GM 78 INT				1663 DK GREEN MET		GM 79	
		TRIM CODE 62						TRIM CODE 48T	
1559	YELLOW OXIDE	298.0	596.0	1508	SILVER	324.5	649.0		
1550	RED OXIDE	365.1	730.2	1553	FAST BLUE	365.2	730.4		
1554	TINTING WHITE	427.3	854.6	1551	FAST YELLOW	400.3	800.6		
1501	LANDAU BLACK	438.3	876.6	1501	LANDAU BLACK	429.0	858.0		
		0.0	0.0			0.0	0.0		
		0.0	0.0			0.0	0.0		
MUST TOPCOAT WITH 1301 SATIN GLOSS CLEAR									
1656 DK CARMINE		GM 84		1664 LT SILVER GRAY MET		GM 79			
		TRIM CODE 74				TRIM CODE 90T			
1552	FAST RED	329.2	658.4	1508	SILVER	372.0	744.0		
1550	RED OXIDE	416.5	833.0	1501	LANDAU BLACK	429.8	859.6		
1554	TINTING WHITE	425.1	850.2			0.0	0.0		
1501	LANDAU BLACK	428.1	856.2			0.0	0.0		
		0.0	0.0			0.0	0.0		
		0.0	0.0			0.0	0.0		
MUST TOPCOAT WITH 1301 SATIN GLOSS CLEAR									
1657 DK MULBERRY		GM 78 INT		1665 LT GOLD MET		GM 79 EXT			
		TRIM CODE 78				TRIM CODE 91T			
1552	FAST RED	229.0	458.0	1508	SILVER	177.2	354.4		
1550	RED OXIDE	403.3	806.6	1551	FAST YELLOW	305.0	610.0		
1553	FAST BLUE	424.7	849.4	1552	FAST RED	380.4	760.8		
1554	TINTING WHITE	429.8	859.6	1501	LANDAU BLACK	427.5	855.0		
		0.0	0.0			0.0	0.0		
		0.0	0.0			0.0	0.0		
MUST TOPCOAT WITH 1301 SATIN GLOSS CLEAR									
1659 DK SAGE GREEN		GM 78		1666 LT GRAY		GM 79			
		TRIM CODE 4				TRIM CODE 89T			
1559	YELLOW OXIDE	259.1	518.2	1554	TINTING WHITE	427.7	855.4		
1554	TINTING WHITE	355.7	711.4	1501	LANDAU BLACK	447.7	895.4		
1553	FAST BLUE	410.1	820.2	1559	YELLOW OXIDE	455.9	911.8		
1501	LANDAU BLACK	438.2	876.4	1550	RED OXIDE	458.2	916.4		
		0.0	0.0			0.0	0.0		
		0.0	0.0			0.0	0.0		
1660 PASTEL BEIGE		GM 79 EXT		1667 LT CEDAR MET		GM 79 EXT			
		TRIM CODE 62T				TRIM CODE 93T			
1554	TINTING WHITE	378.8	757.6	1552	FAST RED	197.8	395.6		
1559	YELLOW OXIDE	452.7	905.4	1508	SILVER	336.1	672.2		
1550	RED OXIDE	455.0	910.0	1551	FAST YELLOW	419.3	838.6		
1501	LANDAU BLACK	455.9	911.8	1501	LANDAU BLACK	427.0	854.0		
		0.0	0.0			0.0	0.0		
		0.0	0.0			0.0	0.0		
MUST TOPCOAT WITH 1301 SATIN GLOSS CLEAR									
1661 MED BEIGE		GM 79 EXT		1668 PASTEL GREEN		GM 79			
		TRIM CODE 61T				TRIM CODE 40T			
1554	TINTING WHITE	286.3	572.6	1554	TINTING WHITE	424.9	849.8		
1559	YELLOW OXIDE	428.6	857.2	1551	FAST YELLOW	444.5	889.0		
1550	RED OXIDE	443.0	886.0	1556	FAST GREEN	451.8	903.6		
1501	LANDAU BLACK	450.7	901.4	1501	LANDAU BLACK	457.7	915.4		
		0.0	0.0			0.0	0.0		
		0.0	0.0			0.0	0.0		
1662 DK BROWN MET		GM 79		1669 DK AQUA MET		GM 79			
		TRIM CODE 69T				TRIM CODE 41T			
1559	YELLOW OXIDE	172.1	344.2	1556	FAST GREEN	167.1	334.2		
1550	RED OXIDE	319.5	639.0	1553	FAST BLUE	328.0	656.0		
1501	LANDAU BLACK	422.7	845.4	1508	SILVER	392.0	784.0		
1554	TINTING WHITE	434.0	868.0	1501	LANDAU BLACK	425.4	850.8		
		0.0	0.0			0.0	0.0		
		0.0	0.0			0.0	0.0		
MUST TOPCOAT WITH 1300 HIGH GLOSS CLEAR									
MUST TOPCOAT WITH 1301 SATIN GLOSS CLEAR									

				PINTS		QUARTS						PINTS		QUARTS	
				GRAMS								GRAMS			
1698 DK CLARET				GM 80 INT				1706 JUBILEE GOLD				FM 78 INT			
				TRIM CODE 79								TRIM CODE B			
1552	FAST RED		318.3		636.6			1559	YELLOW OXIDE		272.8		545.6		
1559	YELLOW OXIDE		369.2		738.4			1554	TINTING WHITE		418.3		836.6		
1501	LANDAU BLACK		418.0		836.0			1501	LANDAU BLACK		435.5		871.0		
1554	TINTING WHITE		427.1		854.2			1550	RED OXIDE		442.6		885.2		
			0.0		0.0						0.0		0.0		
			0.0		0.0						0.0		0.0		
1699 DK YELLOW				GM 82				1708 LT CHAMPAGNE				FM 78			
				TRIM CODE 50								TRIM CODE V			
1559	YELLOW OXIDE		276.3		552.6			1554	TINTING WHITE		277.6		555.2		
1554	TINTING WHITE		340.0		680.0			1559	YELLOW OXIDE		413.6		827.2		
1501	LANDAU BLACK		397.2		794.4			1550	RED OXIDE		436.4		872.8		
1550	RED OXIDE		437.4		874.8			1501	LANDAU BLACK		450.1		900.2		
			0.0		0.0						0.0		0.0		
			0.0		0.0						0.0		0.0		
1700 DK BROWN MET				FM 78-79				1709 PASTEL CAMEL				FM 78 INT			
				TRIM CODE J OR T								TRIM CODE Y			
1552	FAST RED		255.1		510.2			1554	TINTING WHITE		300.9		601.8		
1551	FAST YELLOW		362.3		724.6			1559	YELLOW OXIDE		445.7		891.4		
1501	LANDAU BLACK		399.3		798.6			1550	RED OXIDE		449.3		898.6		
1508	SILVER		425.7		851.4			1501	LANDAU BLACK		451.6		903.2		
			0.0		0.0						0.0		0.0		
			0.0		0.0						0.0		0.0		
MUST TOPCOAT WITH 1301 SATIN GLOSS CLEAR															
1701 RUSSET				FM 78				1710 MED CAMEL				FM 78-79			
				TRIM CODE D								TRIM CODE Y			
1552	FAST RED		366.5		733.0			1554	TINTING WHITE		255.3		510.6		
1551	FAST YELLOW		395.2		790.4			1551	FAST YELLOW		377.6		755.2		
1508	SILVER		418.6		837.2			1552	FAST RED		435.9		871.8		
1553	FAST BLUE		425.5		851.0			1556	FAST GREEN		444.8		889.6		
			0.0		0.0						0.0		0.0		
			0.0		0.0						0.0		0.0		
MUST TOPCOAT WITH 1301 SATIN GLOSS CLEAR															
1702 LT CHAMPAGNE				FM 78				1711 PASTEL DOVE GRAY				FM 78 INT			
				TRIM CODE 6								TRIM CODE S			
1554	TINTING WHITE		265.0		530.0			1554	TINTING WHITE		389.9		779.8		
1559	YELLOW OXIDE		410.5		821.0			1559	YELLOW OXIDE		421.8		843.6		
1550	RED OXIDE		436.5		873.0			1501	LANDAU BLACK		445.5		891.0		
1501	LANDAU BLACK		449.5		899.0			1550	RED OXIDE		456.0		912.0		
			0.0		0.0						0.0		0.0		
			0.0		0.0						0.0		0.0		
1703 MIDNIGHT JADE MET				FM 78				1712 MED EMBER				GM 78			
				TRIM CODE 4								TRIM CODE T			
1556	FAST GREEN		220.1		440.2			1559	YELLOW OXIDE		349.4		698.8		
1501	LANDAU BLACK		330.4		660.8			1552	FAST RED		433.0		866.0		
1559	YELLOW OXIDE		405.1		810.2						0.0		0.0		
1554	TINTING WHITE		429.1		858.2						0.0		0.0		
			0.0		0.0						0.0		0.0		
			0.0		0.0						0.0		0.0		
1705 DK CHAMPAGNE MET				FM 78				1713 DK JADE GREEN				FM 78			
				TRIM CODE 6								TRIM CODE R			
1552	FAST RED		162.7		325.4			1553	FAST BLUE		212.5		425.0		
1501	LANDAU BLACK		283.8		567.6			1551	FAST YELLOW		325.5		651.0		
1551	FAST YELLOW		379.9		759.8			1508	SILVER		386.5		773.0		
1508	SILVER		415.7		831.4			1554	TINTING WHITE		411.9		823.8		
1554	TINTING WHITE		426.9		853.8			1501	LANDAU BLACK		425.0		850.0		
			0.0		0.0						0.0		0.0		
MUST TOPCOAT WITH 1301 SATIN GLOSS CLEAR															
MUST TOPCOAT WITH 1301 SATIN GLOSS CLEAR															

1714-1729				PINTS		QUARTS		PINTS				QUARTS			
				GRAMS								GRAMS			
1714 TAN				FM 78 INT TRIM CODE U				1722 AQUA				FM 78 TRIM CODE K			
1559	YELLOW OXIDE		261.4		522.8	1554	TINTING WHITE		277.5		555.0				
1554	TINTING WHITE		390.8		781.6	1556	FAST GREEN		354.7		709.4				
1550	RED OXIDE		434.5		869.0	1553	FAST BLUE		407.1		814.2				
1501	LANDAU BLACK		442.0		884.0	1501	LANDAU BLACK		446.3		892.6				
			0.0		0.0				0.0		0.0				
			0.0		0.0				0.0		0.0				
1715 DK CHAMOIS				FM 78 INT TRIM CODE T				1723 BRIGHT RED				FM 76-78 INT/EXT TRIM CODE D			
1559	YELLOW OXIDE		341.8		683.6	1552	FAST RED		345.5		691.0				
1550	RED OXIDE		417.6		835.2	1554	TINTING WHITE		389.5		779.0				
1554	TINTING WHITE		432.0		864.0	1551	FAST YELLOW		428.7		857.4				
1501	LANDAU BLACK		435.9		871.8				0.0		0.0				
			0.0		0.0				0.0		0.0				
			0.0		0.0				0.0		0.0				
1716 ORANGE				FM 78 TRIM CODE N				1725 LT JADE GREEN				FM 76-78 TRIM CODE R			
1551	FAST YELLOW		273.3		546.6	1508	SILVER		295.9		591.8				
1552	FAST RED		352.0		704.0	1556	FAST GREEN		367.6		735.2				
1554	TINTING WHITE		430.3		860.6	1501	LANDAU BLACK		392.9		785.8				
1501	LANDAU BLACK		431.2		862.4	1551	FAST YELLOW		414.3		828.6				
			0.0		0.0	1554	TINTING WHITE		429.9		859.8				
			0.0		0.0				0.0		0.0				
												MUST TOPCOAT WITH 1301 SATIN GLOSS CLEAR			
1717 CHAMOIS				FM 77-79 TRIM CODE T				1726 CREAM				FM 76 TRIM CODE V			
1559	YELLOW OXIDE		293.6		587.2	1554	TINTING WHITE		350.1		700.2				
1554	TINTING WHITE		395.8		791.6	1559	YELLOW OXIDE		449.1		898.2				
1550	RED OXIDE		439.1		878.2	1550	RED OXIDE		452.7		905.4				
1501	LANDAU BLACK		440.7		881.4	1553	FAST BLUE		454.2		908.4				
			0.0		0.0				0.0		0.0				
			0.0		0.0				0.0		0.0				
1718 MED BLUE MET				FM 78-79 TRIM CODE B				1727 MED GREEN				FM 75-76 TRIM CODE G			
1553	FAST BLUE		213.8		427.6	1551	FAST YELLOW		197.1		394.2				
1501	LANDAU BLACK		309.4		618.8	1501	LANDAU BLACK		294.4		588.8				
1508	SILVER		396.2		792.4	1508	SILVER		388.3		776.6				
1554	TINTING WHITE		417.6		835.2	1556	FAST GREEN		426.7		853.4				
1556	FAST GREEN		427.2		854.4				0.0		0.0				
			0.0		0.0				0.0		0.0				
												MUST TOPCOAT WITH 1301 SATIN GLOSS CLEAR			
1719 SADDLE				FM 74-78 TRIM CODE Z				1728 LT GREEN				FM 76 INT TRIM CODE G			
1552	FAST RED		218.3		436.6	1559	YELLOW OXIDE		304.6		609.2				
1551	FAST YELLOW		320.9		641.8	1554	TINTING WHITE		416.3		832.6				
1508	SILVER		375.6		751.2	1556	FAST GREEN		429.5		859.0				
1556	FAST GREEN		404.0		808.0	1501	LANDAU BLACK		440.5		881.0				
1554	TINTING WHITE		427.7		855.4				0.0		0.0				
			0.0		0.0				0.0		0.0				
												MUST TOPCOAT WITH 1301 SATIN GLOSS CLEAR			
1720 RUSSET				FM 78 INT TRIM CODE E				1729 SILVER BLUE MET				FM 73-76 TRIM CODE P			
1552	FAST RED		262.9		525.8	1508	SILVER		325.1		650.2				
1551	FAST YELLOW		350.5		701.0	1553	FAST BLUE		384.0		768.0				
1508	SILVER		394.3		788.6	1501	LANDAU BLACK		407.4		814.8				
1554	TINTING WHITE		427.2		854.4	1554	TINTING WHITE		422.8		845.6				
1501	LANDAU BLACK		428.3		856.6	1552	FAST RED		430.2		860.4				
			0.0		0.0				0.0		0.0				
												MUST TOPCOAT WITH 1301 SATIN GLOSS CLEAR			



				PINTS		QUARTS						PINTS		QUARTS	
1730-1743				GRAMS								GRAMS			
1730 LT GOLD				FM 76 INT				1737 EMBER				FM 77-78			
				TRIM CODE Y								TRIM CODE C			
1559	YELLOW OXIDE		347.5		695.0	1552	FAST RED		177.2		354.4				
1554	TINTING WHITE		424.6		849.2	1551	FAST YELLOW		310.1		620.2				
1552	FAST RED		433.4		866.8	1508	SILVER		426.6		853.2				
1553	FAST BLUE		438.9		877.8				0.0		0.0				
			0.0		0.0				0.0		0.0				
			0.0		0.0				0.0		0.0				
MUST TOPCOAT WITH 1300 HIGH GLOSS CLEAR						MUST TOPCOAT WITH 1301 SATIN GLOSS CLEAR									
1731 DK CORDOVAN				FM 82 EXT				1738 DK RED				FM 74-78			
				TRIM CODE F								TRIM CODE D			
1552	FAST RED		287.9		575.8	1552	FAST RED		360.8		721.6				
1559	YELLOW OXIDE		413.0		826.0	1551	FAST YELLOW		391.9		783.8				
1553	FAST BLUE		427.1		854.2	1508	SILVER		413.6		827.2				
1554	TINTING WHITE		428.0		856.0	1553	FAST BLUE		425.5		851.0				
			0.0		0.0				0.0		0.0				
			0.0		0.0				0.0		0.0				
MUST TOPCOAT WITH 1301 SATIN GLOSS CLEAR						MUST TOPCOAT WITH 1301 SATIN GLOSS CLEAR									
1732 DK RED MET				FM 78-79 INT				1739 BRIGHT RED				FM 76-79			
				TRIM CODE D								TRIM CODE D			
1552	FAST RED		379.8		759.6	1552	FAST RED		328.6		657.2				
1551	FAST YELLOW		398.6		797.2	1551	FAST YELLOW		402.5		805.0				
1508	SILVER		416.5		833.0	1554	TINTING WHITE		427.1		854.2				
1553	FAST BLUE		422.8		845.6				0.0		0.0				
1554	TINTING WHITE		425.7		851.4				0.0		0.0				
			0.0		0.0				0.0		0.0				
MUST TOPCOAT WITH 1301 SATIN GLOSS CLEAR						MUST TOPCOAT WITH 1301 SATIN GLOSS CLEAR									
1733 RED				FM 78				1740 DOVE GRAY				FM 77			
				TRIM CODE D								TRIM CODE E			
1552	FAST RED		369.9		739.8	1554	TINTING WHITE		354.4		708.8				
1550	RED OXIDE		415.5		831.0	1501	LANDAU BLACK		399.7		799.4				
1553	FAST BLUE		423.2		846.4	1559	YELLOW OXIDE		439.6		879.2				
1554	TINTING WHITE		426.6		853.2	1550	RED OXIDE		453.6		907.2				
			0.0		0.0				0.0		0.0				
			0.0		0.0				0.0		0.0				
MUST TOPCOAT WITH 1301 SATIN GLOSS CLEAR						MUST TOPCOAT WITH 1301 SATIN GLOSS CLEAR									
1734 TANGERINE				FM 78-79				1741 CORDOVAN				FM 77-79			
				TRIM CODE J								TRIM CODE F			
1551	FAST YELLOW		249.5		499.0	1552	FAST RED		322.6		645.2				
1552	FAST RED		350.8		701.6	1551	FAST YELLOW		370.2		740.4				
1554	TINTING WHITE		431.5		863.0	1501	LANDAU BLACK		405.4		810.8				
			0.0		0.0	1508	SILVER		425.5		851.0				
			0.0		0.0				0.0		0.0				
			0.0		0.0				0.0		0.0				
MUST TOPCOAT WITH 1301 SATIN GLOSS CLEAR						MUST TOPCOAT WITH 1301 SATIN GLOSS CLEAR									
1735 MED BLUE MET				FM 75-78				1742 ROSE MET				FM 77-79			
				TRIM CODE B								TRIM CODE H			
1553	FAST BLUE		202.9		405.8	1508	SILVER		220.9		441.8				
1508	SILVER		402.0		804.0	1554	TINTING WHITE		354.2		708.4				
1552	FAST RED		426.8		853.6	1552	FAST RED		410.6		821.2				
			0.0		0.0	1551	FAST YELLOW		430.8		861.6				
			0.0		0.0	1501	LANDAU BLACK		438.0		876.0				
			0.0		0.0				0.0		0.0				
MUST TOPCOAT WITH 1301 SATIN GLOSS CLEAR						MUST TOPCOAT WITH 1301 SATIN GLOSS CLEAR									
1736 MED BLUE				FM 75-79				1743 AQUA				FM 77-78			
				TRIM CODE B								TRIM CODE L			
1553	FAST BLUE		302.9		605.8	1554	TINTING WHITE		243.2		486.4				
1554	TINTING WHITE		369.1		738.2	1556	FAST GREEN		329.3		658.6				
1501	LANDAU BLACK		429.3		858.6	1553	FAST BLUE		394.8		789.6				
			0.0		0.0	1501	LANDAU BLACK		443.7		887.4				
			0.0		0.0				0.0		0.0				
			0.0		0.0				0.0		0.0				

				PINTS		QUARTS			
				GRAMS		GRAMS			
1744 SILVER BLUE MET				FM 76		1751 CINNAMON		FM 77	
TRIM CODE S						TRIM CODE U			
1508	SILVER	219.4	438.8	1552	FAST RED	158.0	316.0		
1553	FAST BLUE	349.2	698.4	1508	SILVER	293.9	587.8		
1501	LANDAU BLACK	383.2	766.4	1551	FAST YELLOW	426.9	853.8		
1554	TINTING WHITE	406.4	812.8			0.0	0.0		
1551	FAST YELLOW	429.2	858.4			0.0	0.0		
		0.0	0.0			0.0	0.0		
MUST TOPCOAT WITH 1302 LOW LUSTER CLEAR				MUST TOPCOAT WITH 1300 HIGH GLOSS CLEAR					
1745 LT GREEN MET				FM 76		1752 CHAMOIS		FM 78 EXT	
TRIM CODE G						TRIM CODE U			
1508	SILVER	198.7	397.4	1559	YELLOW OXIDE	256.3	512.6		
1551	FAST YELLOW	351.6	703.2	1554	TINTING WHITE	398.4	796.8		
1501	LANDAU BLACK	409.1	818.2	1550	RED OXIDE	442.0	884.0		
1556	FAST GREEN	427.8	855.6	1501	LANDAU BLACK	442.9	885.8		
		0.0	0.0			0.0	0.0		
		0.0	0.0			0.0	0.0		
MUST TOPCOAT WITH 1301 SATIN GLOSS CLEAR									
1746 DK GREEN MET				FM 76		1753 LT TAN		FM 72-76 EXT	
TRIM CODE G						TRIM CODE U			
1551	FAST YELLOW	166.7	333.4	1559	YELLOW OXIDE	252.6	505.2		
1501	LANDAU BLACK	312.9	625.8	1554	TINTING WHITE	396.4	792.8		
1508	SILVER	390.1	780.2	1550	RED OXIDE	433.6	867.2		
1556	FAST GREEN	426.5	853.0	1501	LANDAU BLACK	442.9	885.8		
		0.0	0.0			0.0	0.0		
		0.0	0.0			0.0	0.0		
MUST TOPCOAT WITH 1301 SATIN GLOSS CLEAR									
1747 EMERALD MET				FM 77		1754 CREAM		FM 75-77	
TRIM CODE Q						TRIM CODE V			
1553	FAST BLUE	184.7	369.4	1554	TINTING WHITE	397.6	795.2		
1508	SILVER	317.0	634.0	1551	FAST YELLOW	436.5	873.0		
1551	FAST YELLOW	426.0	852.0	1552	FAST RED	451.5	903.0		
		0.0	0.0	1556	FAST GREEN	455.6	911.2		
		0.0	0.0			0.0	0.0		
		0.0	0.0			0.0	0.0		
MUST TOPCOAT WITH 1301 SATIN GLOSS CLEAR									
1748 JADE				FM 75-79		1755 ANTIQUE CREAM		FM 78 EXT	
TRIM CODE Q						TRIM CODE V			
1553	FAST BLUE	247.0	494.0	1554	TINTING WHITE	297.9	595.8		
1551	FAST YELLOW	370.5	741.0	1559	YELLOW OXIDE	448.6	897.2		
1508	SILVER	424.9	849.8	1552	FAST RED	450.4	900.8		
		0.0	0.0	1553	FAST BLUE	451.3	902.6		
		0.0	0.0			0.0	0.0		
		0.0	0.0			0.0	0.0		
MUST TOPCOAT WITH 1301 SATIN GLOSS CLEAR									
1749 GOLD MET				FM 76		1756 WHITE		FM 82	
TRIM CODE Q						TRIM CODE W			
1508	SILVER	179.9	359.8	1554	TINTING WHITE	287.2	574.4		
1551	FAST YELLOW	321.2	642.4	1302	LOW LUSTER CLEAR	436.0	872.0		
1552	FAST RED	421.8	843.6	1559	YELLOW OXIDE	444.9	889.8		
1501	LANDAU BLACK	427.4	854.8	1501	LANDAU BLACK	445.8	891.6		
		0.0	0.0	1550	RED OXIDE	446.4	892.8		
		0.0	0.0			0.0	0.0		
MUST TOPCOAT WITH 1300 HIGH GLOSS CLEAR									
1750 BROWN				FM 76-77		1757 GOLD		FM 76 EXT	
TRIM CODE T						TRIM CODE Y			
1501	LANDAU BLACK	190.6	381.2	1559	YELLOW OXIDE	289.9	579.8		
1559	YELLOW OXIDE	331.9	663.8	1554	TINTING WHITE	420.7	841.4		
1550	RED OXIDE	420.8	841.6	1550	RED OXIDE	431.7	863.4		
1554	TINTING WHITE	432.0	864.0	1501	LANDAU BLACK	441.9	883.8		
		0.0	0.0			0.0	0.0		
		0.0	0.0			0.0	0.0		

				PINTS		QUARTS	
1758-1771				GRAMS		GRAMS	
1758 GOLD MET				FM 77 EXT		1765 DK RED	
				TRIM CODE Y		FM 79 EXT	
						TRIM CODE D	
1508	SILVER	164.0	328.0	1552	FAST RED	360.8	721.6
1551	FAST YELLOW	323.7	647.4	1551	FAST YELLOW	391.9	783.8
1552	FAST RED	427.2	854.4	1508	SILVER	413.6	827.2
		0.0	0.0	1553	FAST BLUE	425.5	851.0
		0.0	0.0			0.0	0.0
		0.0	0.0			0.0	0.0
MUST TOPCOAT WITH 1301 SATIN GLOSS CLEAR				MUST TOPCOAT WITH 1301 SATIN GLOSS CLEAR			
1759 GOLD				FM 78 EXT		1766 MAROON	
				TRIM CODE Y		FM 79	
						TRIM CODE 9	
1559	YELLOW OXIDE	289.9	579.8	1552	FAST RED	400.3	800.6
1554	TINTING WHITE	420.7	841.4	1501	LANDAU BLACK	418.1	836.2
1550	RED OXIDE	431.7	863.4	1554	TINTING WHITE	425.9	851.8
1501	LANDAU BLACK	441.9	883.8			0.0	0.0
		0.0	0.0			0.0	0.0
		0.0	0.0			0.0	0.0
MUST TOPCOAT WITH 1301 SATIN GLOSS CLEAR				MUST TOPCOAT WITH 1301 SATIN GLOSS CLEAR			
1760 DIAMOND BLUE				FM 78		1767 DK VAQUERO	
				TRIM CODE Z		FM 79	
						TRIM CODE Z	
1508	SILVER	386.8	773.6	1552	FAST RED	313.5	627.0
1553	FAST BLUE	422.6	845.2	1551	FAST YELLOW	374.4	748.8
1551	FAST YELLOW	429.6	859.2	1508	SILVER	405.7	811.4
		0.0	0.0	1501	LANDAU BLACK	425.6	851.2
		0.0	0.0			0.0	0.0
		0.0	0.0			0.0	0.0
MUST TOPCOAT WITH 1301 SATIN GLOSS CLEAR				MUST TOPCOAT WITH 1301 SATIN GLOSS CLEAR			
1761 DK SADDLE MET				FM 74-78		1768 PINE GREEN	
				TRIM CODE Z		FM 79	
						TRIM CODE M	
1552	FAST RED	225.4	450.8	1553	FAST BLUE	175.0	350.0
1501	LANDAU BLACK	294.6	589.2	1551	FAST YELLOW	331.3	662.6
1551	FAST YELLOW	356.8	713.6	1508	SILVER	362.9	725.8
1508	SILVER	418.5	837.0	1554	TINTING WHITE	394.5	789.0
1554	TINTING WHITE	426.8	853.6	1501	LANDAU BLACK	425.5	851.0
		0.0	0.0			0.0	0.0
MUST TOPCOAT WITH 1301 SATIN GLOSS CLEAR				MUST TOPCOAT WITH 1301 SATIN GLOSS CLEAR			
1762 MED BLUE MET				FM 79		1769 CREAM	
				TRIM CODE B		FM 79	
						TRIM CODE V	
1508	SILVER	229.9	459.8	1554	TINTING WHITE	337.9	675.8
1553	FAST BLUE	348.3	696.6	1559	YELLOW OXIDE	449.0	898.0
1552	FAST RED	395.0	790.0	1552	FAST RED	451.3	902.6
1554	TINTING WHITE	416.8	833.6	1556	FAST GREEN	453.6	907.2
1551	FAST YELLOW	429.1	858.2			0.0	0.0
		0.0	0.0			0.0	0.0
MUST TOPCOAT WITH 1301 SATIN GLOSS CLEAR				MUST TOPCOAT WITH 1301 SATIN GLOSS CLEAR			
1763 LT BLUE				FM 79		1770 BLUE	
				TRIM CODE 2		FM 79	
						TRIM CODE B	
1554	TINTING WHITE	420.8	841.6	1554	TINTING WHITE	225.6	451.2
1553	FAST BLUE	436.8	873.6	1501	LANDAU BLACK	334.2	668.4
1501	LANDAU BLACK	451.9	903.8	1553	FAST BLUE	425.5	851.0
1556	FAST GREEN	457.4	914.8	1559	YELLOW OXIDE	442.8	885.6
		0.0	0.0			0.0	0.0
		0.0	0.0			0.0	0.0
MUST TOPCOAT WITH 1301 SATIN GLOSS CLEAR				MUST TOPCOAT WITH 1301 SATIN GLOSS CLEAR			
1764 MIDNIGHT BLUE MET				FM 79		1771 MED RED	
				TRIM CODE Q		FM 79	
						TRIM CODE D	
1553	FAST BLUE	213.2	426.4	1552	FAST RED	370.1	740.2
1501	LANDAU BLACK	378.4	756.8	1550	RED OXIDE	401.1	802.2
1554	TINTING WHITE	404.0	808.0	1501	LANDAU BLACK	416.1	832.2
1556	FAST GREEN	426.8	853.6	1554	TINTING WHITE	426.9	853.8
		0.0	0.0			0.0	0.0
		0.0	0.0			0.0	0.0
MUST TOPCOAT WITH 1301 SATIN GLOSS CLEAR				MUST TOPCOAT WITH 1301 SATIN GLOSS CLEAR			

1773-1791				PINTS	QUARTS
				GRAMS	
1773 MED PINE GREEN		FM 79	1783 MED RED		
		TRIM CODE R	FM 80		
1554	TINTING WHITE	206.1	412.2	1552	FAST RED
1501	LANDAU BLACK	290.8	581.6	1551	FAST YELLOW
1551	FAST YELLOW	373.9	747.8	1554	TINTING WHITE
1556	FAST GREEN	441.3	882.6	1553	FAST BLUE
		0.0	0.0		
		0.0	0.0		
1774 MED VAQUERO		FM 79	1784 BITTERSWEET		
		TRIM CODE Z	FM 80		
1552	FAST RED	252.9	505.8	1559	YELLOW OXIDE
1559	YELLOW OXIDE	416.2	832.4	1552	FAST RED
1501	LANDAU BLACK	427.3	854.6	1554	TINTING WHITE
1554	TINTING WHITE	429.0	858.0		
		0.0	0.0		
		0.0	0.0		
1775 DK BLUE MET		FM 80	1787 MED PINE GREEN		
		TRIM CODE B	FM 80		
1553	FAST BLUE	199.6	399.2	1554	TINTING WHITE
1501	LANDAU BLACK	321.7	643.4	1501	LANDAU BLACK
1508	SILVER	424.2	848.4	1551	FAST YELLOW
1556	FAST GREEN	426.0	852.0	1556	FAST GREEN
		0.0	0.0		
		0.0	0.0		
MUST TOPCOAT WITH 1301 SATIN GLOSS CLEAR				MUST TOPCOAT WITH 1302 LOW LUSTER CLEAR	
1776 BITTERSWEET		FM 80 EXT	1788 CARMEL		
		TRIM CODE C	FM 82		
1552	FAST RED	264.0	528.0	1559	YELLOW OXIDE
1551	FAST YELLOW	340.5	681.0	1302	LOW LUSTER CLEAR
1508	SILVER	407.7	815.4	1550	RED OXIDE
1554	TINTING WHITE	418.6	837.2	1554	TINTING WHITE
1501	LANDAU BLACK	426.8	853.6	1501	LANDAU BLACK
		0.0	0.0		
MUST TOPCOAT WITH 1301 SATIN GLOSS CLEAR					
1777 MED RED MET		FM 80	1789 LT GOLD		
		TRIM CODE D	GM 80-82 INT		
1552	FAST RED	358.8	717.6	1559	YELLOW OXIDE
1508	SILVER	389.4	778.8	1554	TINTING WHITE
1551	FAST YELLOW	413.2	826.4	1501	LANDAU BLACK
1553	FAST BLUE	425.5	851.0	1550	RED OXIDE
		0.0	0.0		
		0.0	0.0		
MUST TOPCOAT WITH 1301 SATIN GLOSS CLEAR					
1778 CORDOVAN BROWN		FM 80 EXT	1790 LT PEWTER		
		TRIM CODE F	FM 82		
1552	FAST RED	248.0	496.0	1554	TINTING WHITE
1501	LANDAU BLACK	315.3	630.6	1559	YELLOW OXIDE
1508	SILVER	372.0	744.0	1501	LANDAU BLACK
1551	FAST YELLOW	426.1	852.2	1550	RED OXIDE
		0.0	0.0		
		0.0	0.0		
MUST TOPCOAT WITH 1301 SATIN GLOSS CLEAR					
1779 DK PINE MET		FM 80	1791 BLACK MET		
		TRIM CODE M	FM 75-81		
1556	FAST GREEN	195.1	390.2	1501	LANDAU BLACK
1501	LANDAU BLACK	369.7	739.4	1508	SILVER
1508	SILVER	426.5	853.0	1554	TINTING WHITE
		0.0	0.0		
		0.0	0.0		
		0.0	0.0		
MUST TOPCOAT WITH 1301 SATIN GLOSS CLEAR				MUST TOPCOAT WITH 1301 SATIN GLOSS CLEAR	

1792-1806				PINTS		QUARTS		PINTS				QUARTS			
				GRAMS				GRAMS							
1792 MED FAWN				FM 81 INT TRIM CODE L				1799 MED SAND				FM 82 INT TRIM CODE Y			
1559	YELLOW OXIDE	215.4	430.8	1559	YELLOW OXIDE	292.9	585.8	1559	YELLOW OXIDE	292.9	585.8	1559	YELLOW OXIDE	292.9	585.8
1554	TINTING WHITE	330.8	661.6	1554	TINTING WHITE	381.6	763.2	1554	TINTING WHITE	381.6	763.2	1554	TINTING WHITE	381.6	763.2
1550	RED OXIDE	408.3	816.6	1550	RED OXIDE	419.2	838.4	1550	RED OXIDE	419.2	838.4	1550	RED OXIDE	419.2	838.4
1501	LANDAU BLACK	440.9	881.8	1501	LANDAU BLACK	439.5	879.0	1501	LANDAU BLACK	439.5	879.0	1501	LANDAU BLACK	439.5	879.0
		0.0	0.0			0.0	0.0			0.0	0.0			0.0	0.0
		0.0	0.0			0.0	0.0			0.0	0.0			0.0	0.0
1793 SPRUCE				FM 82 INT TRIM CODE R				1801 DK BLUE				CM 76 TRIM CODE B6			
1554	TINTING WHITE	176.4	352.8	1553	FAST BLUE	182.1	364.2	1553	FAST BLUE	182.1	364.2	1553	FAST BLUE	182.1	364.2
1559	YELLOW OXIDE	286.0	572.0	1554	TINTING WHITE	294.3	588.6	1554	TINTING WHITE	294.3	588.6	1554	TINTING WHITE	294.3	588.6
1556	FAST GREEN	369.8	739.6	1501	LANDAU BLACK	380.5	761.0	1501	LANDAU BLACK	380.5	761.0	1501	LANDAU BLACK	380.5	761.0
1501	LANDAU BLACK	441.4	882.8	1556	FAST GREEN	430.9	861.8	1556	FAST GREEN	430.9	861.8	1556	FAST GREEN	430.9	861.8
		0.0	0.0			0.0	0.0			0.0	0.0			0.0	0.0
		0.0	0.0			0.0	0.0			0.0	0.0			0.0	0.0
								MUST TOPCOAT WITH 1302 LOW LUSTER CLEAR							
1794 MED GRAY MET				FM 80-81 TRIM CODE S				1802 DK RED				CM 76 INT TRIM CODE E7			
1508	SILVER	216.8	433.6	1550	RED OXIDE	295.6	591.2	1550	RED OXIDE	295.6	591.2	1550	RED OXIDE	295.6	591.2
1501	LANDAU BLACK	361.5	723.0	1553	FAST BLUE	429.6	859.2	1553	FAST BLUE	429.6	859.2	1553	FAST BLUE	429.6	859.2
1553	FAST BLUE	399.2	798.4	1554	TINTING WHITE	432.2	864.4	1554	TINTING WHITE	432.2	864.4	1554	TINTING WHITE	432.2	864.4
1552	FAST RED	424.4	848.8			0.0	0.0			0.0	0.0			0.0	0.0
1554	TINTING WHITE	428.4	856.8			0.0	0.0			0.0	0.0			0.0	0.0
		0.0	0.0			0.0	0.0			0.0	0.0			0.0	0.0
MUST TOPCOAT WITH 1301 SATIN GLOSS CLEAR															
1795 MED PEWTER				FM 82 INT TRIM CODE H				1803 LT PARCHMENT				CM 74-76 TRIM CODE L3			
1554	TINTING WHITE	212.3	424.6	1554	TINTING WHITE	340.0	680.0	1554	TINTING WHITE	340.0	680.0	1554	TINTING WHITE	340.0	680.0
1559	YELLOW OXIDE	366.2	732.4	1552	FAST RED	398.9	797.8	1552	FAST RED	398.9	797.8	1552	FAST RED	398.9	797.8
1501	LANDAU BLACK	419.0	838.0	1551	FAST YELLOW	436.9	873.8	1551	FAST YELLOW	436.9	873.8	1551	FAST YELLOW	436.9	873.8
1550	RED OXIDE	445.7	891.4	1556	FAST GREEN	451.3	902.6	1556	FAST GREEN	451.3	902.6	1556	FAST GREEN	451.3	902.6
		0.0	0.0			0.0	0.0			0.0	0.0			0.0	0.0
		0.0	0.0			0.0	0.0			0.0	0.0			0.0	0.0
								MUST TOPCOAT WITH 1302 LOW LUSTER CLEAR							
1796 NUTMEG				FM 81 TRIM CODE T				1804 WHITE				CM 71-78 TRIM CODE GW1			
1551	FAST YELLOW	246.8	493.6	1554	TINTING WHITE	432.4	864.8	1554	TINTING WHITE	432.4	864.8	1554	TINTING WHITE	432.4	864.8
1552	FAST RED	379.6	759.2	1559	YELLOW OXIDE	450.8	901.6	1559	YELLOW OXIDE	450.8	901.6	1559	YELLOW OXIDE	450.8	901.6
1554	TINTING WHITE	412.9	825.8	1550	RED OXIDE	456.5	913.0	1550	RED OXIDE	456.5	913.0	1550	RED OXIDE	456.5	913.0
1501	LANDAU BLACK	427.9	855.8	1556	FAST GREEN	458.8	917.6	1556	FAST GREEN	458.8	917.6	1556	FAST GREEN	458.8	917.6
		0.0	0.0			0.0	0.0			0.0	0.0			0.0	0.0
		0.0	0.0			0.0	0.0			0.0	0.0			0.0	0.0
1797 LT FAWN				FM 82 TRIM CODE U				1805 DK GREEN MET				CM 74-77 TRIM CODE G6			
1554	TINTING WHITE	356.3	712.6	1553	FAST BLUE	192.8	385.6	1553	FAST BLUE	192.8	385.6	1553	FAST BLUE	192.8	385.6
1559	YELLOW OXIDE	429.1	858.2	1551	FAST YELLOW	342.7	685.4	1551	FAST YELLOW	342.7	685.4	1551	FAST YELLOW	342.7	685.4
1550	RED OXIDE	449.1	898.2	1508	SILVER	401.6	803.2	1508	SILVER	401.6	803.2	1508	SILVER	401.6	803.2
1501	LANDAU BLACK	454.6	909.2	1501	LANDAU BLACK	425.2	850.4	1501	LANDAU BLACK	425.2	850.4	1501	LANDAU BLACK	425.2	850.4
		0.0	0.0			0.0	0.0			0.0	0.0			0.0	0.0
		0.0	0.0			0.0	0.0			0.0	0.0			0.0	0.0
								MUST TOPCOAT WITH 1301 SATIN GLOSS CLEAR							
1798 LT SAND				FM 80-81 INT TRIM CODE Y				1806 MED GREEN MET				CM 76-78 TRIM CODE F6			
1554	TINTING WHITE	285.7	571.4	1508	SILVER	214.4	428.8	1508	SILVER	214.4	428.8	1508	SILVER	214.4	428.8
1559	YELLOW OXIDE	438.0	876.0	1551	FAST YELLOW	316.7	633.4	1551	FAST YELLOW	316.7	633.4	1551	FAST YELLOW	316.7	633.4
1550	RED OXIDE	444.8	889.6	1553	FAST BLUE	398.4	796.8	1553	FAST BLUE	398.4	796.8	1553	FAST BLUE	398.4	796.8
1501	LANDAU BLACK	450.7	901.4	1501	LANDAU BLACK	427.6	855.2	1501	LANDAU BLACK	427.6	855.2	1501	LANDAU BLACK	427.6	855.2
		0.0	0.0			0.0	0.0			0.0	0.0			0.0	0.0
		0.0	0.0			0.0	0.0			0.0	0.0			0.0	0.0
								MUST TOPCOAT WITH 1300 HIGH GLOSS CLEAR							

		PINTS		QUARTS				PINTS		QUARTS	
		GRAMS						GRAMS			
1807-1820											
1807 LT GOLD		CM 74-78				1814 GOLD		CM 75-78			
		TRIM CODE Y3						TRIM CODE KY4			
1554	TINTING WHITE	240.0	480.0	1554	TINTING WHITE	198.2	396.4	1554	TINTING WHITE	198.2	396.4
1551	FAST YELLOW	349.9	699.8	1551	FAST YELLOW	323.7	647.4	1551	FAST YELLOW	323.7	647.4
1552	FAST RED	426.1	852.2	1552	FAST RED	417.5	835.0	1552	FAST RED	417.5	835.0
1556	FAST GREEN	443.6	887.2	1556	FAST GREEN	440.4	880.8	1556	FAST GREEN	440.4	880.8
		0.0	0.0			0.0	0.0			0.0	0.0
		0.0	0.0			0.0	0.0			0.0	0.0
MUST TOPCOAT WITH 1302 LOW LUSTER CLEAR											
1808 DK CHESTNUT		CM 76				1815 BLUE MET		CM 77-78			
		TRIM CODE T7						TRIM CODE PB1			
1559	YELLOW OXIDE	236.0	472.0	1553	FAST BLUE	154.0	308.0	1553	FAST BLUE	154.0	308.0
1550	RED OXIDE	378.9	757.8	1508	SILVER	301.4	602.8	1508	SILVER	301.4	602.8
1501	LANDAU BLACK	430.5	861.0	1552	FAST RED	406.1	812.2	1552	FAST RED	406.1	812.2
1554	TINTING WHITE	434.5	869.0	1556	FAST GREEN	426.4	852.8	1556	FAST GREEN	426.4	852.8
		0.0	0.0			0.0	0.0			0.0	0.0
		0.0	0.0			0.0	0.0			0.0	0.0
MUST TOPCOAT WITH 1301 SATIN GLOSS CLEAR											
1809 CARMEL		CM 76				1816 LT GRAY		CM 78 INT			
		TRIM CODE U5						TRIM CODE A3			
1559	YELLOW OXIDE	292.4	584.8	1554	TINTING WHITE	360.2	720.4	1554	TINTING WHITE	360.2	720.4
1550	RED OXIDE	378.3	756.6	1559	YELLOW OXIDE	413.3	826.6	1559	YELLOW OXIDE	413.3	826.6
1554	TINTING WHITE	424.8	849.6	1501	LANDAU BLACK	446.0	892.0	1501	LANDAU BLACK	446.0	892.0
1501	LANDAU BLACK	437.5	875.0	1550	RED OXIDE	454.2	908.4	1550	RED OXIDE	454.2	908.4
		0.0	0.0			0.0	0.0			0.0	0.0
		0.0	0.0			0.0	0.0			0.0	0.0
MUST TOPCOAT WITH 1300 HIGH GLOSS CLEAR											
1810 MED GREEN MET		CM 76-77				1817 SILVER MET		CM 78-79			
		TRIM CODE MF7						TRIM CODE RA2			
1551	FAST YELLOW	144.8	289.6	1508	SILVER	408.9	817.8	1508	SILVER	408.9	817.8
1556	FAST GREEN	284.8	569.6	1501	LANDAU BLACK	430.2	860.4	1501	LANDAU BLACK	430.2	860.4
1508	SILVER	367.0	734.0			0.0	0.0			0.0	0.0
1501	LANDAU BLACK	426.5	853.0			0.0	0.0			0.0	0.0
		0.0	0.0			0.0	0.0			0.0	0.0
		0.0	0.0			0.0	0.0			0.0	0.0
MUST TOPCOAT WITH 1301 SATIN GLOSS CLEAR											
1811 MED BLUE		CM 76				1818 GREEN MET		CM 78			
		TRIM CODE MB9						TRIM CODE RF5			
1501	LANDAU BLACK	160.2	320.4	1508	SILVER	163.8	327.6	1508	SILVER	163.8	327.6
1553	FAST BLUE	302.6	605.2	1553	FAST BLUE	288.4	576.8	1553	FAST BLUE	288.4	576.8
1554	TINTING WHITE	432.4	864.8	1551	FAST YELLOW	409.0	818.0	1551	FAST YELLOW	409.0	818.0
1552	FAST RED	435.0	870.0	1501	LANDAU BLACK	426.8	853.6	1501	LANDAU BLACK	426.8	853.6
		0.0	0.0			0.0	0.0			0.0	0.0
		0.0	0.0			0.0	0.0			0.0	0.0
MUST TOPCOAT WITH 1300 HIGH GLOSS CLEAR											
1812 CHESTNUT		CM 76 EXT				1819 RED (PRINT)		CM 77-78 EXT			
		TRIM CODE KT7						TRIM CODE RR7			
1559	YELLOW OXIDE	166.3	332.6	1552	FAST RED	237.4	474.8	1552	FAST RED	237.4	474.8
1550	RED OXIDE	324.0	648.0	1550	RED OXIDE	420.4	840.8	1550	RED OXIDE	420.4	840.8
1501	LANDAU BLACK	433.1	866.2	1501	LANDAU BLACK	428.5	857.0	1501	LANDAU BLACK	428.5	857.0
		0.0	0.0	1554	TINTING WHITE	429.9	859.8	1554	TINTING WHITE	429.9	859.8
		0.0	0.0			0.0	0.0			0.0	0.0
		0.0	0.0			0.0	0.0			0.0	0.0
MUST TOPCOAT WITH 1301 SATIN GLOSS CLEAR											
1813 MED CARMEL MET		CM 76-78				1820 YELLOW		CM 78 EXT			
		TRIM CODE MU6						TRIM CODE RY3			
1551	FAST YELLOW	167.3	334.6	1554	TINTING WHITE	318.9	637.8	1554	TINTING WHITE	318.9	637.8
1552	FAST RED	330.4	660.8	1559	YELLOW OXIDE	449.8	899.6	1559	YELLOW OXIDE	449.8	899.6
1508	SILVER	379.4	758.8	1550	RED OXIDE	451.9	903.8	1550	RED OXIDE	451.9	903.8
1554	TINTING WHITE	407.4	814.8	1553	FAST BLUE	452.6	905.2	1553	FAST BLUE	452.6	905.2
1501	LANDAU BLACK	428.0	856.0			0.0	0.0			0.0	0.0
		0.0	0.0			0.0	0.0			0.0	0.0
MUST TOPCOAT WITH 1301 SATIN GLOSS CLEAR											

		PINTS		QUARTS				PINTS		QUARTS			
				GRAMS						GRAMS			
1821 MED BLUE MET						CM 79		1828 GRAY					
						TRIM CODE B		CM 79 EXT					
1553	FAST BLUE		188.5		377.0	1554	TINTING WHITE		394.1		788.2		
1508	SILVER		283.2		566.4	1559	YELLOW OXIDE		425.4		850.8		
1552	FAST RED		351.6		703.2	1501	LANDAU BLACK		449.4		898.8		
1501	LANDAU BLACK		417.3		834.6	1550	RED OXIDE		456.2		912.4		
1554	TINTING WHITE		426.4		852.8				0.0		0.0		
			0.0		0.0				0.0		0.0		
MUST TOPCOAT WITH 1301 SATIN GLOSS CLEAR						MUST TOPCOAT WITH 1302 LOW LUSTER CLEAR							
1822 DK BLUE						CM 79 EXT		1829 PALE GRAY					
						TRIM CODE C		CM 79 EXT					
1553	FAST BLUE		238.4		476.8	1554	TINTING WHITE		438.5		877.0		
1501	LANDAU BLACK		379.9		759.8	1559	YELLOW OXIDE		453.2		906.4		
1552	FAST RED		412.6		825.2	1501	LANDAU BLACK		458.2		916.4		
1554	TINTING WHITE		425.7		851.4	1550	RED OXIDE		459.1		918.2		
			0.0		0.0				0.0		0.0		
			0.0		0.0				0.0		0.0		
1823 DK GREEN MET						CM 79		1830 TAN MET					
						TRIM CODE F		CM 79					
1556	FAST GREEN		227.3		454.6	1551	FAST YELLOW		256.1		512.2		
1501	LANDAU BLACK		351.0		702.0	1552	FAST RED		375.8		751.6		
1508	SILVER		426.5		853.0	1508	SILVER		412.4		824.8		
			0.0		0.0	1501	LANDAU BLACK		425.7		851.4		
			0.0		0.0				0.0		0.0		
			0.0		0.0				0.0		0.0		
MUST TOPCOAT WITH 1301 SATIN GLOSS CLEAR						MUST TOPCOAT WITH 1301 SATIN GLOSS CLEAR							
1824 LT GREEN MET						CM 79		1831 CREAM					
						TRIM CODE G		CM 79 EXT					
1508	SILVER		254.3		508.6	1554	TINTING WHITE		305.9		611.8		
1553	FAST BLUE		352.6		705.2	1559	YELLOW OXIDE		442.8		885.6		
1551	FAST YELLOW		402.6		805.2	1550	RED OXIDE		448.7		897.4		
1556	FAST GREEN		427.0		854.0	1501	LANDAU BLACK		451.9		903.8		
			0.0		0.0				0.0		0.0		
			0.0		0.0				0.0		0.0		
MUST TOPCOAT WITH 1301 SATIN GLOSS CLEAR													
1825 CHAMPAGNE						CM 79		1832 MIDNIGHT BLUE					
						TRIM CODE G		CM 79					
1554	TINTING WHITE		403.3		806.6	1553	FAST BLUE		266.2		532.4		
1552	FAST RED		427.1		854.2	1501	LANDAU BLACK		397.7		795.4		
1551	FAST YELLOW		450.4		900.8	1554	TINTING WHITE		426.8		853.6		
1556	FAST GREEN		456.0		912.0				0.0		0.0		
			0.0		0.0				0.0		0.0		
			0.0		0.0				0.0		0.0		
1826 LT CREAM						CM 79		1833 TEAL GREEN					
						TRIM CODE L		CM 79 INT					
1554	TINTING WHITE		425.2		850.4	1554	TINTING WHITE		160.1		320.2		
1559	YELLOW OXIDE		456.3		912.6	1556	FAST GREEN		267.4		534.8		
1550	RED OXIDE		457.4		914.8	1559	YELLOW OXIDE		370.3		740.6		
1556	FAST GREEN		458.4		916.8	1501	LANDAU BLACK		439.8		879.6		
			0.0		0.0				0.0		0.0		
			0.0		0.0				0.0		0.0		
1827 DK RED						CM 79		1834 RED					
						TRIM CODE R		CM 79					
1552	FAST RED		354.0		708.0	1552	FAST RED		264.8		529.6		
1551	FAST YELLOW		403.5		807.0	1559	YELLOW OXIDE		425.7		851.4		
1554	TINTING WHITE		416.8		833.6	1554	TINTING WHITE		428.3		856.6		
1501	LANDAU BLACK		426.3		852.6	1501	LANDAU BLACK		429.0		858.0		
			0.0		0.0				0.0		0.0		
			0.0		0.0				0.0		0.0		

1835-1848		PINTS		QUARTS		PINTS		QUARTS	
		GRAMS		GRAMS				GRAMS	
1835 CASHMERE		CM 79				1842 BLUE		CM 80	
		TRIM CODE T3						TRIM CODE B2	
1559	YELLOW OXIDE	243.7	487.4	1554	TINTING WHITE	345.2	690.4		
1554	TINTING WHITE	410.1	820.2	1501	LANDAU BLACK	421.9	843.8		
1550	RED OXIDE	436.8	873.6	1553	FAST BLUE	444.0	888.0		
1501	LANDAU BLACK	444.0	888.0	1551	FAST YELLOW	451.7	903.4		
		0.0	0.0			0.0	0.0		
		0.0	0.0			0.0	0.0		
				MUST TOPCOAT WITH 1302 LOW LUSTER CLEAR					
1836 LT BLUE MET		CM 79				1843 HEATHER		CM 80 INT	
		TRIM CODE B						TRIM CODE D3	
1508	SILVER	309.8	619.6	1554	TINTING WHITE	268.6	537.2		
1553	FAST BLUE	358.5	717.0	1559	YELLOW OXIDE	381.1	762.2		
1501	LANDAU BLACK	405.5	811.0	1550	RED OXIDE	420.1	840.2		
1554	TINTING WHITE	418.2	836.4	1501	LANDAU BLACK	449.2	898.4		
1552	FAST RED	429.8	859.6			0.0	0.0		
		0.0	0.0			0.0	0.0		
				MUST TOPCOAT WITH 1301 SATIN GLOSS CLEAR					
1837 HEATHER		CM 80				1844 BEIGE		CM 79-80	
		TRIM CODE D						TRIM CODE L3	
1554	TINTING WHITE	371.1	742.2	1554	TINTING WHITE	399.8	799.6		
1559	YELLOW OXIDE	423.9	847.8	1552	FAST RED	427.1	854.2		
1550	RED OXIDE	443.9	887.8	1551	FAST YELLOW	449.6	899.2		
1501	LANDAU BLACK	455.3	910.6	1556	FAST GREEN	455.7	911.4		
		0.0	0.0			0.0	0.0		
		0.0	0.0			0.0	0.0		
				MUST TOPCOAT WITH 1302 LOW LUSTER CLEAR					
1838 DK GREEN MET		CM 80				1845 RED		CM 80	
		TRIM CODE F						TRIM CODE M6	
1553	FAST BLUE	188.4	376.8	1552	FAST RED	250.1	500.2		
1501	LANDAU BLACK	285.1	570.2	1550	RED OXIDE	369.6	739.2		
1551	FAST YELLOW	375.4	750.8	1554	TINTING WHITE	405.7	811.4		
1508	SILVER	425.3	850.6	1501	LANDAU BLACK	431.1	862.2		
		0.0	0.0			0.0	0.0		
		0.0	0.0			0.0	0.0		
				MUST TOPCOAT WITH 1301 SATIN GLOSS CLEAR					
1839 CASHMERE		CM 80				1846 SEA SPRAY GREEN		CM 80-81	
		TRIM CODE K						TRIM CODE F5	
1559	YELLOW OXIDE	236.0	472.0	1554	TINTING WHITE	244.1	488.2		
1554	TINTING WHITE	410.7	821.4	1559	YELLOW OXIDE	389.1	778.2		
1550	RED OXIDE	438.5	877.0	1501	LANDAU BLACK	428.2	856.4		
1501	LANDAU BLACK	444.5	889.0	1556	FAST GREEN	447.3	894.6		
		0.0	0.0			0.0	0.0		
		0.0	0.0			0.0	0.0		
				MUST TOPCOAT WITH 1301 SATIN GLOSS CLEAR					
1840 MED RED MET		CM 80				1847 LT TAN		CM 80-81 EXT	
		TRIM CODE R						TRIM CODE T1	
1552	FAST RED	357.6	715.2	1554	TINTING WHITE	320.2	640.4		
1508	SILVER	390.7	781.4	1559	YELLOW OXIDE	444.4	888.8		
1551	FAST YELLOW	408.5	817.0	1550	RED OXIDE	449.6	899.2		
1553	FAST BLUE	422.5	845.0	1501	LANDAU BLACK	452.5	905.0		
1554	TINTING WHITE	425.7	851.4			0.0	0.0		
		0.0	0.0			0.0	0.0		
				MUST TOPCOAT WITH 1301 SATIN GLOSS CLEAR					
1841 BLACK WALNUT MET		CM 80				1848 PALE HEATHER		CM 81	
		TRIM CODE U						TRIM CODE D1	
1501	LANDAU BLACK	410.2	820.4	1554	TINTING WHITE	421.9	843.8		
1508	SILVER	426.5	853.0	1559	YELLOW OXIDE	448.3	896.6		
		0.0	0.0	1550	RED OXIDE	454.4	908.8		
		0.0	0.0	1501	LANDAU BLACK	458.2	916.4		
		0.0	0.0			0.0	0.0		
		0.0	0.0			0.0	0.0		
				MUST TOPCOAT WITH 1301 SATIN GLOSS CLEAR					



				PINTS	QUARTS					PINTS	QUARTS		
				GRAMS						GRAMS			
1849 DK CASHMERE MET						CM 80-81		1856 SEA SPRAY GREEN				CM 82	
						TRIM CODE T8						TRIM CODE F5	
1552	FAST RED		204.9		409.8	1554	TINTING WHITE		328.5		657.0		
1551	FAST YELLOW		311.8		623.6	1501	LANDAU BLACK		385.2		770.4		
1501	LANDAU BLACK		390.8		781.6	1551	FAST YELLOW		437.4		874.8		
1508	SILVER		425.8		851.6	1556	FAST GREEN		450.5		901.0		
	REQ. BASE COAT 1508		0.0		0.0				0.0		0.0		
			0.0		0.0				0.0		0.0		
MUST TOPCOAT WITH 1301 SATIN GLOSS CLEAR													
1850 CREAM						CM 91		1857 MED RED				CM 82	
						TRIM CODE Y1						TRIM CODE M6	
1554	TINTING WHITE		433.1		866.2	1552	FAST RED		259.0		518.0		
1559	YELLOW OXIDE		457.7		915.4	1302	LOW LUSTER CLEAR		400.9		801.8		
1556	FAST GREEN		458.4		916.8	1550	RED OXIDE		413.8		827.6		
1550	RED OXIDE		458.9		917.8	1554	TINTING WHITE		422.2		844.4		
			0.0		0.0	1501	LANDAU BLACK		425.4		850.8		
			0.0		0.0				0.0		0.0		
1851 SOFT YELLOW						CM 81 EXT		1858 LT TAN				CM 82 INT	
						TRIM CODE Y2						TRIM CODE T4	
1554	TINTING WHITE		349.6		699.2	1559	YELLOW OXIDE		247.9		495.8		
1559	YELLOW OXIDE		452.9		905.8	1554	TINTING WHITE		407.1		814.2		
1556	FAST GREEN		454.3		908.6	1550	RED OXIDE		436.6		873.2		
			0.0		0.0	1501	LANDAU BLACK		443.7		887.4		
			0.0		0.0				0.0		0.0		
			0.0		0.0				0.0		0.0		
MUST TOPCOAT WITH 1302 LOW LUSTER CLEAR													
1852 DK AUBERGINE						CM 81 INT		1859 WHITE				CM 82 INT	
						TRIM CODE H9						TRIM CODE W1	
1501	LANDAU BLACK		210.3		420.6	1554	TINTING WHITE		428.1		856.2		
1550	RED OXIDE		358.8		717.6	1559	YELLOW OXIDE		456.7		913.4		
1559	YELLOW OXIDE		418.4		836.8	1501	LANDAU BLACK		458.5		917.0		
1554	TINTING WHITE		431.8		863.6				0.0		0.0		
			0.0		0.0				0.0		0.0		
			0.0		0.0				0.0		0.0		
1853 DK SILVER						CM 82		1860 DK CHARCOAL MET				CM 82	
						TRIM CODE A7						TRIM CODE A9	
1554	TINTING WHITE		262.0		524.0	1501	LANDAU BLACK		220.4		440.8		
1501	LANDAU BLACK		387.7		775.4	1508	SILVER		386.5		773.0		
1551	FAST YELLOW		419.2		838.4	1553	FAST BLUE		422.8		845.6		
1552	FAST RED		445.6		891.2	1552	FAST RED		427.7		855.4		
			0.0		0.0				0.0		0.0		
			0.0		0.0				0.0		0.0		
MUST TOPCOAT WITH 1301 SATIN GLOSS CLEAR													
1854 MED BLUE						CM 82 INT		1861 LT GREEN MET				CM 82	
						TRIM CODE B2						TRIM CODE F2	
1554	TINTING WHITE		268.5		537.0	1508	SILVER		363.1		726.2		
1550	RED OXIDE		358.1		716.2	1501	LANDAU BLACK		387.6		775.2		
1553	FAST BLUE		408.3		816.6	1551	FAST YELLOW		410.3		820.6		
1559	YELLOW OXIDE		448.6		897.2	1556	FAST GREEN		429.6		859.2		
			0.0		0.0				0.0		0.0		
			0.0		0.0				0.0		0.0		
MUST TOPCOAT WITH 1300 HIGH GLOSS CLEAR													
1855 DK BLUE						CM 82		1862 DK MAHOGANY MET				CM 82	
						TRIM CODE C8						TRIM CODE H9	
1553	FAST BLUE		272.2		544.4	1552	FAST RED		311.9		623.8		
1501	LANDAU BLACK		397.0		794.0	1501	LANDAU BLACK		413.3		826.6		
1554	TINTING WHITE		426.8		853.6	1508	SILVER		423.1		846.2		
			0.0		0.0	1554	TINTING WHITE		425.8		851.6		
			0.0		0.0				0.0		0.0		
			0.0		0.0				0.0		0.0		
MUST TOPCOAT WITH 1301 SATIN GLOSS CLEAR													

		PINTS		QUARTS				PINTS		QUARTS	
				GRAMS						GRAMS	
1863-1909											
1863 MED SPICE MET		CM 82				1903 MED BROWN MET		AM 80			
		TRIM CODE K7									
1552	FAST RED		246.2		492.4	1508	SILVER		108.2		216.4
1551	FAST YELLOW		394.4		788.8	1554	TINTING WHITE		206.1		412.2
1501	LANDAU BLACK		417.5		835.0	1552	FAST RED		304.0		608.0
1508	SILVER		425.5		851.0	1551	FAST YELLOW		394.1		788.2
			0.0		0.0	1501	LANDAU BLACK		434.2		868.4
			0.0		0.0				0.0		0.0
MUST TOPCOAT WITH 1301 SATIN GLOSS CLEAR						MUST TOPCOAT WITH 1301 SATIN GLOSS CLEAR					
1864 MED RED		CM 82				1904 DK BROWN MET		AM 80			
		TRIM CODE M8									
1552	FAST RED		409.5		819.0	1552	FAST RED		221.5		443.0
1554	TINTING WHITE		416.2		832.4	1501	LANDAU BLACK		324.8		649.6
1553	FAST BLUE		421.0		842.0	1508	SILVER		373.8		747.6
1501	LANDAU BLACK		425.8		851.6	1551	FAST YELLOW		417.0		834.0
			0.0		0.0	1554	TINTING WHITE		426.9		853.8
			0.0		0.0				0.0		0.0
MUST TOPCOAT WITH 1301 SATIN GLOSS CLEAR						MUST TOPCOAT WITH 1301 SATIN GLOSS CLEAR					
1865 MANILA CREAM		CM 82				1905 SILVER MET		AM 80			
		TRIM CODE T2									
1554	TINTING WHITE		438.7		877.4	1554	TINTING WHITE		383.6		767.2
1551	FAST YELLOW		454.8		909.6	1501	LANDAU BLACK		436.5		873.0
1552	FAST RED		458.3		916.6	1551	FAST YELLOW		447.3		894.6
1556	FAST GREEN		458.8		917.6	1552	FAST RED		454.7		909.4
			0.0		0.0				0.0		0.0
			0.0		0.0				0.0		0.0
MUST TOPCOAT WITH 1301 SATIN GLOSS CLEAR						MUST TOPCOAT WITH 1301 SATIN GLOSS CLEAR					
1866 WHITE		CM 82 EXT				1906 DK RUSSET MET		AM 79-80			
		TRIM CODE W3									
1554	TINTING WHITE		444.2		888.4	1552	FAST RED		308.6		617.2
1559	YELLOW OXIDE		457.1		914.2	1501	LANDAU BLACK		348.7		697.4
1501	LANDAU BLACK		458.9		917.8	1551	FAST YELLOW		386.9		773.8
1550	RED OXIDE		459.4		918.8	1508	SILVER		414.6		829.2
			0.0		0.0	1554	TINTING WHITE		426.7		853.4
			0.0		0.0				0.0		0.0
MUST TOPCOAT WITH 1301 SATIN GLOSS CLEAR						MUST TOPCOAT WITH 1301 SATIN GLOSS CLEAR					
1900 MED BLUE MET		AM 80				1907 BEIGE		AM 80 EXT			
		TRIM CODE P32						TRIM CODE 80P35			
1554	TINTING WHITE		202.9		405.8	1554	TINTING WHITE		261.6		523.2
1508	SILVER		308.4		616.8	1559	YELLOW OXIDE		419.9		839.8
1553	FAST BLUE		375.2		750.4	1550	RED OXIDE		442.2		884.4
1552	FAST RED		420.1		840.2	1501	LANDAU BLACK		449.3		898.6
1501	LANDAU BLACK		439.7		879.4				0.0		0.0
			0.0		0.0				0.0		0.0
MUST TOPCOAT WITH 1301 SATIN GLOSS CLEAR						MUST TOPCOAT WITH 1301 SATIN GLOSS CLEAR					
1901 DK BLUE		AM 80				1908 WHITE		AM 79-80 EXT			
								TRIM CODE 80P92			
1553	FAST BLUE		310.5		621.0	1554	TINTING WHITE		446.8		893.6
1501	LANDAU BLACK		390.6		781.2	1559	YELLOW OXIDE		455.8		911.6
1554	TINTING WHITE		412.1		824.2	1550	RED OXIDE		458.6		917.2
1552	FAST RED		425.8		851.6	1556	FAST GREEN		459.6		919.2
			0.0		0.0				0.0		0.0
			0.0		0.0				0.0		0.0
MUST TOPCOAT WITH 1301 SATIN GLOSS CLEAR						MUST TOPCOAT WITH 1301 SATIN GLOSS CLEAR					
1902 YELLOW		AM 79-80				1909 MED RUSSET MET		AM 80			
1554	TINTING WHITE		353.2		706.4	1552	FAST RED		310.8		621.6
1551	FAST YELLOW		433.2		866.4	1551	FAST YELLOW		364.7		729.4
1552	FAST RED		449.7		899.4	1508	SILVER		416.6		833.2
1556	FAST GREEN		452.2		904.4	1554	TINTING WHITE		422.5		845.0
			0.0		0.0	1501	LANDAU BLACK		426.4		852.8
			0.0		0.0				0.0		0.0
MUST TOPCOAT WITH 1301 SATIN GLOSS CLEAR						MUST TOPCOAT WITH 1301 SATIN GLOSS CLEAR					

		PINTS		QUARTS				PINTS		QUARTS	
				GRAMS						GRAMS	
2600 WHITE		GM 71-86 TRIM CODE 11 & 11T				2607 MED RED		GM 81 INT TRIM CODE 75			
1554	TINTING WHITE	455.9	911.8	1552	FAST RED	335.7	671.4	1551	FAST YELLOW	396.4	792.8
1551	FAST YELLOW	458.7	917.4	1551	FAST YELLOW	423.0	846.0	1554	TINTING WHITE	427.4	854.8
1552	FAST RED	459.6	919.2	1550	RED OXIDE	427.4	854.8			0.0	0.0
1501	LANDAU BLACK	460.1	920.2			0.0	0.0			0.0	0.0
		0.0	0.0								
		0.0	0.0								
2601 SILVER MET		GM 81 TRIM CODE 15				2608 DK MAPLE		GM 81 TRIM CODE 75-77			
1508	SILVER	412.3	824.6	1552	FAST RED	387.7	775.4	1559	YELLOW OXIDE	411.1	822.2
1501	LANDAU BLACK	430.2	860.4	1501	LANDAU BLACK	422.0	844.0	1554	TINTING WHITE	426.2	852.4
		0.0	0.0			0.0	0.0			0.0	0.0
		0.0	0.0			0.0	0.0			0.0	0.0
		0.0	0.0								
MUST TOPCOAT WITH 1301 SATIN GLOSS CLEAR											
2602 MED GRAY MET		GM 81 TRIM CODE 17				2609 MED MAUVE		GM 81 TRIM CODE 99			
1508	SILVER	210.4	420.8	1554	TINTING WHITE	169.8	339.6	1552	FAST RED	304.3	608.6
1501	LANDAU BLACK	315.3	630.6	1501	LANDAU BLACK	374.4	748.8	1551	FAST YELLOW	438.4	876.8
1554	TINTING WHITE	399.6	799.2			0.0	0.0			0.0	0.0
1553	FAST BLUE	421.3	842.6			0.0	0.0				
1552	FAST RED	434.4	868.8								
		0.0	0.0								
MUST TOPCOAT WITH 1301 SATIN GLOSS CLEAR											
2603 MED WAXBERRY		GM 81 TRIM CODE 45				2610 DK JADE		GM 81 TRIM CODE 44			
1559	YELLOW OXIDE	234.5	469.0	1501	LANDAU BLACK	178.1	356.2	1556	FAST GREEN	329.2	658.4
1554	TINTING WHITE	392.8	785.6	1554	TINTING WHITE	402.1	804.2	1553	FAST BLUE	431.2	862.4
1550	RED OXIDE	428.9	857.8			0.0	0.0			0.0	0.0
1553	FAST BLUE	443.3	886.6			0.0	0.0				
		0.0	0.0								
		0.0	0.0								
				MUST TOPCOAT WITH 1302 LOW LUSTER CLEAR							
2604 LT WAXBERRY		GM 81 TRIM CODE 46				2611 MED DOESKIN		GM 81 TRIM CODE 64 & 64T			
1554	TINTING WHITE	405.1	810.2	1554	TINTING WHITE	210.0	420.0	1552	FAST RED	326.1	652.2
1559	YELLOW OXIDE	453.8	907.6	1551	FAST YELLOW	421.4	842.8	1556	FAST GREEN	441.3	882.6
1556	FAST GREEN	456.3	912.6			0.0	0.0			0.0	0.0
1552	FAST RED	457.3	914.6			0.0	0.0				
		0.0	0.0								
		0.0	0.0								
2605 MED JADESTONE		GM 81 INT TRIM CODE 47				2612 DK GRAY		GM 81 TRIM CODE 15			
1554	TINTING WHITE	258.7	517.4	1501	LANDAU BLACK	270.0	540.0	1554	TINTING WHITE	363.3	726.6
1501	LANDAU BLACK	367.5	735.0	1559	YELLOW OXIDE	434.6	869.2			0.0	0.0
1551	FAST YELLOW	413.7	827.4			0.0	0.0			0.0	0.0
1553	FAST BLUE	445.2	890.4			0.0	0.0			0.0	0.0
		0.0	0.0								
		0.0	0.0								
2606 LT SANDSTONE		GM 82 INT TRIM CODE 63				2613 MED GRAY		GM 81 TRIM CODE 17			
1554	TINTING WHITE	308.0	616.0	1554	TINTING WHITE	265.1	530.2	1501	LANDAU BLACK	402.5	805.0
1559	YELLOW OXIDE	421.5	843.0	1559	YELLOW OXIDE	441.3	882.6	1553	FAST BLUE	446.7	893.4
1550	RED OXIDE	440.9	881.8			0.0	0.0			0.0	0.0
1501	LANDAU BLACK	451.8	903.6			0.0	0.0			0.0	0.0
		0.0	0.0								
		0.0	0.0								

		PINTS	QUARTS			PINTS	QUARTS
2614-2627		GRAMS				GRAMS	
2614 DK GRAY		GM 81		2621 DK DOESKIN		GM 81 INT	
		TRIM CODE 17				TRIM CODE 63	
1553	FAST BLUE	138.2	276.4	1559	YELLOW OXIDE	222.9	445.8
1501	LANDAU BLACK	259.8	519.6	1501	LANDAU BLACK	343.1	686.2
1550	RED OXIDE	375.0	750.0	1550	RED OXIDE	432.7	865.4
1554	TINTING WHITE	432.2	864.4			0.0	0.0
		0.0	0.0			0.0	0.0
		0.0	0.0			0.0	0.0
2615 MIDNIGHT BLUE		GM 81 INT		2622 MED DK DOESKIN		GM 82 INT	
		TRIM CODE 29				TRIM CODE 64	
1556	FAST GREEN	268.7	537.4	1559	YELLOW OXIDE	214.5	429.0
1553	DK GREEN MET	403.1	806.2	1501	LANDAU BLACK	326.3	652.6
1501	LANDAU BLACK	421.3	842.6	1550	RED OXIDE	418.6	837.2
1554	TINTING WHITE	423.5	847.0	1554	TINTING WHITE	433.8	867.6
		0.0	0.0			0.0	0.0
		0.0	0.0			0.0	0.0
2616 MED DK AQUA		GM 81 INT		2623 MED DK MAUVE		GM 81 INT	
		TRIM CODE 41				TRIM CODE 99	
1559	YELLOW OXIDE	172.4	344.8	1559	YELLOW OXIDE	175.5	351.0
1553	FAST BLUE	342.8	685.6	1550	RED OXIDE	278.2	556.4
1554	TINTING WHITE	403.2	806.4	1554	TINTING WHITE	366.6	733.2
1501	LANDAU BLACK	433.1	866.2	1501	LANDAU BLACK	438.5	877.0
		0.0	0.0			0.0	0.0
		0.0	0.0			0.0	0.0
2617 MED DK GREEN		GM 81		2624 SILVER MET		GM 81	
		TRIM CODE 42				TRIM CODE 16T	
1551	FAST YELLOW	260.1	520.2	1508	SILVER	430.4	860.8
1554	TINTING WHITE	342.1	684.2			0.0	0.0
1501	LANDAU BLACK	387.6	775.2			0.0	0.0
1556	FAST GREEN	431.6	863.2			0.0	0.0
		0.0	0.0			0.0	0.0
		0.0	0.0			0.0	0.0
MUST TOPCOAT WITH 1302 LOW LUSTER CLEAR				MUST TOPCOAT WITH 1301 SATIN GLOSS CLEAR			
2618 DK WAXBERRY		GM 81 INT		2625 PASTEL WAXBERRY		GM 81	
		TRIM CODE 46				TRIM CODE 35T	
1501	LANDAU BLACK	231.4	462.8	1554	TINTING WHITE	409.3	818.6
1559	YELLOW OXIDE	357.4	714.8	1559	YELLOW OXIDE	452.7	905.4
1550	RED OXIDE	400.4	800.8	1556	FAST GREEN	455.4	910.8
1554	TINTING WHITE	432.1	864.2	1550	RED OXIDE	457.4	914.8
		0.0	0.0			0.0	0.0
		0.0	0.0			0.0	0.0
2619 MED DK WAXBERRY		GM 81 INT		2626 LT WAXBERRY MET		GM 81 EXT	
		TRIM CODE 45				TRIM CODE 36T	
1559	YELLOW OXIDE	291.1	582.2	1508	SILVER	313.5	627.0
1501	LANDAU BLACK	397.8	795.6	1551	FAST YELLOW	383.9	767.8
1550	RED OXIDE	427.4	854.8	1552	FAST RED	412.7	825.4
1554	TINTING WHITE	433.1	866.2	1501	LANDAU BLACK	429.0	858.0
		0.0	0.0			0.0	0.0
		0.0	0.0			0.0	0.0
				MUST TOPCOAT WITH 1300 HIGH GLOSS CLEAR			
2620 DK JADESTONE		GM 81		2627 PASTEL JADESTONE		GM 81	
		TRIM CODE 47				TRIM CODE 44T	
1501	LANDAU BLACK	148.0	296.0	1554	TINTING WHITE	435.3	870.6
1302	LOW LUSTER CLEAR	292.3	584.6	1553	FAST BLUE	444.4	888.8
1554	TINTING WHITE	343.7	687.4	1501	LANDAU BLACK	452.5	905.0
1551	FAST YELLOW	386.7	773.4	1551	FAST YELLOW	458.5	917.0
1553	FAST BLUE	428.5	857.0			0.0	0.0
		0.0	0.0			0.0	0.0

				PINTS		QUARTS						PINTS		QUARTS			
2628-2641				GRAMS								GRAMS					
2628 LT JADESTONE				GM 81 TRIM CODE 45T				2635 MED JADESTONE MET				GM 81 TRIM CODE 96T					
1508	SILVER		342.5		685.0	1508	SILVER		196.5		393.0	1508	SILVER		196.5		393.0
1553	FAST BLUE		381.7		763.4	1553	FAST BLUE		316.8		633.6	1553	FAST BLUE		316.8		633.6
1551	FAST YELLOW		403.2		806.4	1501	LANDAU BLACK		380.1		760.2	1501	LANDAU BLACK		380.1		760.2
1554	TINTING WHITE		419.9		839.8	1551	FAST YELLOW		427.3		854.6	1551	FAST YELLOW		427.3		854.6
1501	LANDAU BLACK		429.9		859.8				0.0		0.0				0.0		0.0
			0.0		0.0				0.0		0.0				0.0		0.0
MUST TOPCOAT WITH 1301 SATIN GLOSS CLEAR								MUST TOPCOAT WITH 1301 SATIN GLOSS CLEAR									
2629 DK DOESKIN MET				GM 81 TRIM CODE 55T REQ BASE COAT 1508 SILVE				2636 DOESKIN MET				GM 81 TRIM CODE 97T					
1551	FAST YELLOW		210.8		421.6	1508	SILVER		183.9		367.8	1508	SILVER		183.9		367.8
1552	FAST RED		345.7		691.4	1551	FAST YELLOW		343.9		687.8	1551	FAST YELLOW		343.9		687.8
1508	SILVER		392.1		784.2	1552	FAST RED		427.4		854.8	1552	FAST RED		427.4		854.8
1501	LANDAU BLACK		425.8		851.6				0.0		0.0				0.0		0.0
			0.0		0.0				0.0		0.0				0.0		0.0
			0.0		0.0				0.0		0.0				0.0		0.0
MUST TOPCOAT WITH 1301 SATIN GLOSS CLEAR								MUST TOPCOAT WITH 1301 SATIN GLOSS CLEAR									
2630 PASTEL SANDSTONE				GM 81 EXT TRIM CODE 63T				2637 CHARCOAL				GM 82 INT TRIM CODE 18					
1554	TINTING WHITE		282.8		565.6	1501	LANDAU BLACK		238.6		477.2	1501	LANDAU BLACK		238.6		477.2
1559	YELLOW OXIDE		412.1		824.2	1554	TINTING WHITE		312.2		624.4	1554	TINTING WHITE		312.2		624.4
1550	RED OXIDE		437.1		874.2	1552	FAST RED		371.9		743.8	1552	FAST RED		371.9		743.8
1501	LANDAU BLACK		450.3		900.6	1551	FAST YELLOW		431.6		863.2	1551	FAST YELLOW		431.6		863.2
			0.0		0.0				0.0		0.0				0.0		0.0
			0.0		0.0				0.0		0.0				0.0		0.0
MUST TOPCOAT WITH 1301 SATIN GLOSS CLEAR								MUST TOPCOAT WITH 1302 LOW LUSTER CLEAR									
2631 DK SANDSTONE MET				GM 81 EXT TRIM CODE 69T				2638 MED DK AMBER TAN				GM 82 INT TRIM CODE 62					
1552	FAST RED		212.9		425.8	1559	YELLOW OXIDE		319.3		638.6	1559	YELLOW OXIDE		319.3		638.6
1551	FAST YELLOW		332.1		664.2	1550	RED OXIDE		413.7		827.4	1550	RED OXIDE		413.7		827.4
1501	LANDAU BLACK		383.2		766.4	1554	TINTING WHITE		431.5		863.0	1554	TINTING WHITE		431.5		863.0
1508	SILVER		425.8		851.6	1501	LANDAU BLACK		436.0		872.0	1501	LANDAU BLACK		436.0		872.0
			0.0		0.0				0.0		0.0				0.0		0.0
			0.0		0.0				0.0		0.0				0.0		0.0
MUST TOPCOAT WITH 1301 SATIN GLOSS CLEAR								MUST TOPCOAT WITH 1301 SATIN GLOSS CLEAR									
2632 DK MAPLE MET				GM 81 TRIM CODE 77T				2639 DK AMBER TAN				GM 82 INT TRIM CODE 62					
1552	FAST RED		378.0		756.0	1559	YELLOW OXIDE		194.1		388.2	1559	YELLOW OXIDE		194.1		388.2
1501	LANDAU BLACK		395.1		790.2	1550	RED OXIDE		358.2		716.4	1550	RED OXIDE		358.2		716.4
1551	FAST YELLOW		410.5		821.0	1501	LANDAU BLACK		433.8		867.6	1501	LANDAU BLACK		433.8		867.6
1508	SILVER		425.5		851.0				0.0		0.0				0.0		0.0
			0.0		0.0				0.0		0.0				0.0		0.0
			0.0		0.0				0.0		0.0				0.0		0.0
MUST TOPCOAT WITH 1301 SATIN GLOSS CLEAR								MUST TOPCOAT WITH 1301 SATIN GLOSS CLEAR									
2633 SAXONY RED				GM 81 EXT TRIM CODE 78T				2640 DK GRAY BLUE				GM 82 TRIM CODE 24					
1552	FAST RED		313.9		627.8	1554	TINTING WHITE		150.4		300.8	1554	TINTING WHITE		150.4		300.8
1559	YELLOW OXIDE		397.0		794.0	1501	LANDAU BLACK		291.6		583.2	1501	LANDAU BLACK		291.6		583.2
1550	RED OXIDE		426.6		853.2	1553	FAST BLUE		381.9		763.8	1553	FAST BLUE		381.9		763.8
1554	TINTING WHITE		427.8		855.6	1550	RED OXIDE		438.0		876.0	1550	RED OXIDE		438.0		876.0
			0.0		0.0				0.0		0.0				0.0		0.0
			0.0		0.0				0.0		0.0				0.0		0.0
MUST TOPCOAT WITH 1301 SATIN GLOSS CLEAR								MUST TOPCOAT WITH 1301 SATIN GLOSS CLEAR									
2634 MED SLATE MET				GM 81 TRIM CODE 85T				2641 DK SPRUCE				GM 82 INT TRIM CODE 48					
1508	SILVER		139.9		279.8	1501	LANDAU BLACK		184.1		368.2	1501	LANDAU BLACK		184.1		368.2
1552	FAST RED		250.7		501.4	1554	TINTING WHITE		363.9		727.8	1554	TINTING WHITE		363.9		727.8
1501	LANDAU BLACK		347.3		694.6	1551	FAST YELLOW		413.3		826.6	1551	FAST YELLOW		413.3		826.6
1553	FAST BLUE		426.8		853.6	1556	FAST GREEN		439.5		879.0	1556	FAST GREEN		439.5		879.0
			0.0		0.0				0.0		0.0				0.0		0.0
			0.0		0.0				0.0		0.0				0.0		0.0
MUST TOPCOAT WITH 1301 SATIN GLOSS CLEAR								MUST TOPCOAT WITH 1301 SATIN GLOSS CLEAR									

2642-2655				PINTS	QUARTS		
				GRAMS			
2642	MED SADDLE TAN	GM 82 INT TRIM CODE 61		2649	DK BLUE GM 82 EXT TRIM CODE 28T		
1559	YELLOW OXIDE	219.0	438.0	1553	FAST BLUE	306.6	613.2
1554	TINTING WHITE	401.6	803.2	1501	LANDAU BLACK	413.0	826.0
1550	RED OXIDE	432.4	864.8	1554	TINTING WHITE	425.3	850.6
1501	LANDAU BLACK	444.8	889.6			0.0	0.0
		0.0	0.0			0.0	0.0
		0.0	0.0			0.0	0.0
2643	MED DK SADDLE TAN	GM 82 INT TRIM CODE 61		2650	LT JADESTONE GM 82 EXT TRIM CODE 45T		
1559	YELLOW OXIDE	281.3	562.6	1554	TINTING WHITE	359.0	718.0
1550	RED OXIDE	368.8	737.6	1501	LANDAU BLACK	420.8	841.6
1501	LANDAU BLACK	414.7	829.4	1556	FAST GREEN	438.6	877.2
1554	TINTING WHITE	435.3	870.6	1551	FAST YELLOW	452.8	905.6
		0.0	0.0			0.0	0.0
		0.0	0.0			0.0	0.0
2644	DK SADDLE TAN	GM 82 INT TRIM CODE 61		2651	LT YELLOW GM 82 TRIM CODE 54T		
1559	YELLOW OXIDE	244.4	488.8	1554	TINTING WHITE	409.5	819.0
1550	RED OXIDE	344.4	688.8	1551	FAST YELLOW	444.8	889.6
1501	LANDAU BLACK	433.4	866.8	1552	FAST RED	454.4	908.8
		0.0	0.0	1556	FAST GREEN	456.5	913.0
		0.0	0.0			0.0	0.0
		0.0	0.0			0.0	0.0
2645	DK SABLE	GM 82 INT TRIM CODE 67		2652	ALMOND GM 82 EXT TRIM CODE 61T		
1559	YELLOW OXIDE	148.9	297.8	1554	TINTING WHITE	290.7	581.4
1550	RED OXIDE	274.4	548.8	1559	YELLOW OXIDE	435.8	871.6
1501	LANDAU BLACK	370.9	741.8	1550	RED OXIDE	446.6	893.2
1554	TINTING WHITE	437.0	874.0	1501	LANDAU BLACK	450.8	901.6
		0.0	0.0			0.0	0.0
		0.0	0.0			0.0	0.0
2646	MED DK AUTUMN MAPLE	GM 82 INT TRIM CODE 72		2653	SABLE MET GM 82 EXT TRIM CODE 64T		
1552	FAST RED	336.4	672.8	1552	FAST RED	186.6	373.2
1550	RED OXIDE	405.2	810.4	1508	SILVER	287.8	575.6
1553	FAST BLUE	419.7	839.4	1501	LANDAU BLACK	372.8	745.6
1554	TINTING WHITE	427.4	854.8	1551	FAST YELLOW	426.6	853.2
		0.0	0.0			0.0	0.0
		0.0	0.0			0.0	0.0
				MUST TOPCOAT WITH 1301 SATIN GLOSS CLEAR			
2647	DK REDWOOD	GM 82 INT TRIM CODE 77		2654	AUTUMN MAPLE MET GM 82 EXT TRIM CODE 74T		
1552	FAST RED	311.2	622.4	1552	FAST RED	415.7	831.4
1551	FAST YELLOW	398.6	797.2	1508	SILVER	422.1	844.2
1501	LANDAU BLACK	413.4	826.8	1553	FAST BLUE	425.3	850.6
1554	TINTING WHITE	426.2	852.4			0.0	0.0
		0.0	0.0			0.0	0.0
		0.0	0.0			0.0	0.0
				MUST TOPCOAT WITH 1301 SATIN GLOSS CLEAR			
2648	MED SANDSTONE	GM 82 TRIM CODE 63		2655	DK REDWOOD MET GM 82 EXT TRIM CODE 77T		
1559	YELLOW OXIDE	183.3	366.6	1552	FAST RED	320.0	640.0
1554	TINTING WHITE	356.8	713.6	1551	FAST YELLOW	393.1	786.2
1550	RED OXIDE	411.5	823.0	1501	LANDAU BLACK	409.9	819.8
1501	LANDAU BLACK	444.0	888.0	1508	SILVER	425.4	850.8
		0.0	0.0			0.0	0.0
		0.0	0.0			0.0	0.0
				MUST TOPCOAT WITH 1301 SATIN GLOSS CLEAR			

2656-2706				PINTS		QUARTS						PINTS		QUARTS			
				GRAMS		GRAMS						GRAMS		GRAMS			
2656 SLATE GRAY				GM 82 EXT TRIM CODE 80T				2700 LT BLUE MET				FM 81 TRIM CODE B					
1554	TINTING WHITE		414.4		828.8	1508	SILVER		268.1		536.2	1553	FAST BLUE		385.1		770.2
1559	YELLOW OXIDE		438.2		876.4	1552	FAST RED		406.3		812.6	1554	TINTING WHITE		419.6		839.2
1501	LANDAU BLACK		457.0		914.0	1551	FAST YELLOW		429.1		858.2				0.0		0.0
1550	RED OXIDE		457.5		915.0												
			0.0		0.0												
			0.0		0.0												
MUST TOPCOAT WITH 1301 SATIN GLOSS CLEAR																	
2657 LT DOESKIN				GM 82 EXT TRIM CODE 86T				2701 MED BITTERSWEET MET				FM 81 TRIM CODE C					
1559	YELLOW OXIDE		215.6		431.2	1552	FAST RED		287.4		574.8	1551	FAST YELLOW		391.9		783.8
1554	TINTING WHITE		395.4		790.8	1508	SILVER		425.7		851.4				0.0		0.0
1550	RED OXIDE		434.1		868.2										0.0		0.0
1501	LANDAU BLACK		444.8		889.6										0.0		0.0
			0.0		0.0												
			0.0		0.0												
MUST TOPCOAT WITH 1300 HIGH GLOSS CLEAR																	
2658 DK REDWOOD				GM 82 TRIM CODE 87T				2702 BITTERSWEET MET				FM 81 TRIM CODE C					
1550	RED OXIDE		181.3		362.6	1552	FAST RED		317.2		634.4	1551	FAST YELLOW		397.1		794.2
1552	FAST RED		345.5		691.0	1508	SILVER		417.1		834.2	1501	LANDAU BLACK		425.5		851.0
1501	LANDAU BLACK		428.1		856.2										0.0		0.0
1554	TINTING WHITE		430.1		860.2										0.0		0.0
			0.0		0.0												
			0.0		0.0												
MUST TOPCOAT WITH 1300 HIGH GLOSS CLEAR																	
2659 MED SPRUCE MET				GM 82 EXT TRIM CODE 91T				2703 MED RED				FM 81 TRIM CODE D					
1508	SILVER		275.8		551.6	1552	FAST RED		416.5		833.0	1554	TINTING WHITE		422.4		844.8
1501	LANDAU BLACK		388.2		776.4	1553	FAST BLUE		425.7		851.4				0.0		0.0
1556	FAST GREEN		428.9		857.8										0.0		0.0
			0.0		0.0										0.0		0.0
			0.0		0.0										0.0		0.0
MUST TOPCOAT WITH 1300 HIGH GLOSS CLEAR																	
2660 LT SABLE MET				GM 82 TRIM CODE 96T				2704 DK SPRUCE MET				FM 81 TRIM CODE M					
1508	SILVER		288.4		576.8	1553	FAST BLUE		264.6		529.2	1551	FAST YELLOW		362.5		725.0
1552	FAST RED		372.1		744.2	1508	SILVER		402.2		804.4	1501	LANDAU BLACK		424.7		849.4
1501	LANDAU BLACK		411.2		822.4										0.0		0.0
1551	FAST YELLOW		428.8		857.6										0.0		0.0
			0.0		0.0												
			0.0		0.0												
MUST TOPCOAT WITH 1301 SATIN GLOSS CLEAR																	
2661 LT REDWOOD MET				GM 82 EXT TRIM CODE 97T				2705 FAWN				FM 81 EXT TRIM CODE U					
1508	SILVER		202.6		405.2	1554	TINTING WHITE		342.3		684.6	1559	YELLOW OXIDE		425.6		851.2
1552	FAST RED		352.5		705.0	1550	RED OXIDE		445.4		890.8	1501	LANDAU BLACK		453.6		907.2
1551	FAST YELLOW		418.5		837.0										0.0		0.0
1501	LANDAU BLACK		427.7		855.4										0.0		0.0
			0.0		0.0												
			0.0		0.0												
MUST TOPCOAT WITH 1300 HIGH GLOSS CLEAR																	
2662 ALMOND MET				GM 82 EXT TRIM CODE 98T				2706 PASTEL CAMEL				FM 81 EXT TRIM CODE Y					
1508	SILVER		200.1		400.2	1554	TINTING WHITE		315.6		631.2	1559	YELLOW OXIDE		449.4		898.8
1551	FAST YELLOW		330.3		660.6	1550	RED OXIDE		451.5		903.0	1553	FAST BLUE		452.3		904.6
1552	FAST RED		420.4		840.8										0.0		0.0
1501	LANDAU BLACK		427.6		855.2										0.0		0.0
			0.0		0.0												
			0.0		0.0												
MUST TOPCOAT WITH 1301 SATIN GLOSS CLEAR																	

2707-2720							



				PINTS	QUARTS					PINTS	QUARTS
2721-3000				GRAMS						GRAMS	
2721 MULBERRY MET				FM 82 INT		2728 MED FAWN				FM 82 INT	
				TRIM CODE F						TRIM CODE U	
1552	FAST RED		292.8	585.6	1559	YELLOW OXIDE		213.6	427.2		
1551	FAST YELLOW		356.6	713.2	1554	TINTING WHITE		336.4	672.8		
1501	LANDAU BLACK		395.1	790.2	1550	RED OXIDE		410.3	820.6		
1508	SILVER		425.7	851.4	1501	LANDAU BLACK		441.3	882.6		
			0.0	0.0				0.0	0.0		
			0.0	0.0				0.0	0.0		
MUST TOPCOAT WITH 1301 SATIN GLOSS CLEAR											
2722 VAQUERO				FM 82 INT		2729 OPAL				FM 82	
				TRIM CODE F						TRIM CODE W	
1550	RED OXIDE		369.3	738.6	1554	TINTING WHITE		420.3	840.6		
1559	YELLOW OXIDE		402.1	804.2	1559	YELLOW OXIDE		451.9	903.8		
1501	LANDAU BLACK		427.8	855.6	1501	LANDAU BLACK		455.4	910.8		
1554	TINTING WHITE		435.9	871.8	1550	RED OXIDE		458.1	916.2		
			0.0	0.0				0.0	0.0		
			0.0	0.0				0.0	0.0		
2723 TEAL MET				FM 82 INT		2730 LT BLUE MET				FM 82 EXT	
				TRIM CODE K						TRIM CODE B	
1553	FAST BLUE		278.4	556.8	1508	SILVER		325.1	650.2		
1551	FAST YELLOW		338.7	677.4	1553	FAST BLUE		384.0	768.0		
1501	LANDAU BLACK		383.0	766.0	1501	LANDAU BLACK		407.4	814.8		
1508	SILVER		424.7	849.4	1554	TINTING WHITE		422.8	845.6		
			0.0	0.0	1552	FAST RED		430.2	860.4		
			0.0	0.0				0.0	0.0		
MUST TOPCOAT WITH 1301 SATIN GLOSS CLEAR						MUST TOPCOAT WITH 1301 SATIN GLOSS CLEAR					
2724 DK TEAL MET				FM 82 INT		2731 DK BROWN MET				FM 82 EXT	
				TRIM CODE K						TRIM CODE F	
1553	FAST BLUE		343.0	686.0	1552	FAST RED		259.5	519.0		
1551	FAST YELLOW		406.1	812.2	1551	FAST YELLOW		340.1	680.2		
1508	SILVER		424.1	848.2	1501	LANDAU BLACK		410.3	820.6		
			0.0	0.0	1508	SILVER		425.6	851.2		
			0.0	0.0				0.0	0.0		
			0.0	0.0				0.0	0.0		
MUST TOPCOAT WITH 1301 SATIN GLOSS CLEAR						MUST TOPCOAT WITH 1301 SATIN GLOSS CLEAR					
2725 FRENCH VANILLA				FM 82 INT		2732 MED DK MULBERRY MET				FM 82 EXT	
				TRIM CODE L						TRIM CODE F	
1554	TINTING WHITE		359.4	718.8	1552	FAST RED		330.3	660.6		
1559	YELLOW OXIDE		447.3	894.6	1551	FAST YELLOW		379.2	758.4		
1550	RED OXIDE		452.7	905.4	1501	LANDAU BLACK		406.5	813.0		
1501	LANDAU BLACK		454.7	909.4	1508	SILVER		425.5	851.0		
			0.0	0.0				0.0	0.0		
			0.0	0.0				0.0	0.0		
						MUST TOPCOAT WITH 1301 SATIN GLOSS CLEAR					
2726 LT FRENCH VANILLA				FM 82 INT		2733 FRENCH VANILLA				FM 82 EXT	
				TRIM CODE L						TRIM CODE L	
1554	TINTING WHITE		229.1	458.2	1554	TINTING WHITE		412.7	825.4		
1559	YELLOW OXIDE		416.7	833.4	1559	YELLOW OXIDE		454.6	909.2		
1550	RED OXIDE		439.9	879.8	1550	RED OXIDE		456.7	913.4		
1501	LANDAU BLACK		447.5	895.0	1501	LANDAU BLACK		457.7	915.4		
			0.0	0.0				0.0	0.0		
			0.0	0.0				0.0	0.0		
2727 MED VANILLA				FM 82 INT		3000 DK CHARCOAL				GM 83 INT	
				TRIM CODE L						TRIM CODE 17	
1559	YELLOW OXIDE		257.2	514.4	1501	LANDAU BLACK		177.5	355.0		
1554	TINTING WHITE		392.4	784.8	1559	YELLOW OXIDE		320.2	640.4		
1550	RED OXIDE		427.5	855.0	1550	RED OXIDE		379.8	759.6		
1501	LANDAU BLACK		442.2	884.4	1554	TINTING WHITE		434.6	869.2		
			0.0	0.0				0.0	0.0		
			0.0	0.0				0.0	0.0		

		PINTS		QUARTS				PINTS		QUARTS	
		GRAMS						GRAMS			
3001-3014											
3001 DK ROYAL BLUE		GM 83 INT TRIM CODE 22		3008 DK BRIAR BROWN		GM 83 INT FLOOR COLOR TRIM CODE 67					
1501	LANDAU BLACK	157.6	315.2	1550	RED OXIDE	169.3	338.6				
1554	TINTING WHITE	304.8	609.6	1501	LANDAU BLACK	302.4	604.8				
1552	FAST RED	377.3	754.6	1559	YELLOW OXIDE	415.6	831.2				
1553	FAST BLUE	436.7	873.4	1554	TINTING WHITE	433.7	867.4				
		0.0	0.0			0.0	0.0				
		0.0	0.0			0.0	0.0				
3002 MED GRAY FERN		GM 83 TRIM CODE 42		3009 DK MAPLE		GM 83 TRIM CODE 77					
1554	TINTING WHITE	227.8	455.6	1552	FAST RED	355.7	711.4				
1501	LANDAU BLACK	371.6	743.2	1551	FAST YELLOW	402.6	805.2				
1551	FAST YELLOW	440.6	881.2	1501	LANDAU BLACK	415.2	830.4				
1552	FAST RED	443.1	886.2	1554	TINTING WHITE	426.0	852.0				
		0.0	0.0			0.0	0.0				
		0.0	0.0			0.0	0.0				
MUST TOPCOAT WITH 1302 LOW LUSTER CLEAR				MUST TOPCOAT WITH 1302 LOW LUSTER CLEAR							
3003 DK GRAY FERN		GM 84 INT		3010 SILVER SAND MET		GM 83 TRIM CODE 15T					
1501	LANDAU BLACK	217.8	435.6	1508	SILVER	313.1	626.2				
1554	TINTING WHITE	320.6	641.2	1501	LANDAU BLACK	394.6	789.2				
1551	FAST YELLOW	419.5	839.0	1552	FAST RED	417.6	835.2				
1550	RED OXIDE	434.0	868.0	1551	FAST YELLOW	429.1	858.2				
		0.0	0.0			0.0	0.0				
		0.0	0.0			0.0	0.0				
MUST TOPCOAT WITH 1301 SATIN GLOSS CLEAR				MUST TOPCOAT WITH 1301 SATIN GLOSS CLEAR							
3004 MED BEECH		GM 83 TRIM CODE 58		3011 LT ROYAL BLUE MET		GM 83 TRIM CODE 22T					
1559	YELLOW OXIDE	293.3	586.6	1508	SILVER	284.3	568.6				
1550	RED OXIDE	377.5	755.0	1552	FAST RED	362.6	725.2				
1554	TINTING WHITE	431.4	862.8	1553	FAST BLUE	428.4	856.8				
1501	LANDAU BLACK	438.0	876.0			0.0	0.0				
		0.0	0.0			0.0	0.0				
		0.0	0.0			0.0	0.0				
MUST TOPCOAT WITH 1301 SATIN GLOSS CLEAR				MUST TOPCOAT WITH 1301 SATIN GLOSS CLEAR							
3005 DK BEECH		GM 83 INT TRIM CODE 58		3012 MED DARK ROYAL BLUE MET		GM 83 TRIM CODE 27T					
1559	YELLOW OXIDE	251.9	503.8	1552	FAST RED	147.6	295.2				
1550	RED OXIDE	372.6	745.2	1553	FAST BLUE	294.3	588.6				
1501	LANDAU BLACK	411.8	823.6	1508	SILVER	381.8	763.6				
1554	TINTING WHITE	435.8	871.6	1501	LANDAU BLACK	408.8	817.6				
		0.0	0.0	1551	FAST YELLOW	425.8	851.6				
		0.0	0.0			0.0	0.0				
MUST TOPCOAT WITH 1301 SATIN GLOSS CLEAR				MUST TOPCOAT WITH 1301 SATIN GLOSS CLEAR							
3006 LT SAND GRAY		GM 83 INT TRIM CODE 60		3013 LT GRAY FERN MET		GM 83 TRIM CODE 42T					
1554	TINTING WHITE	360.5	721.0	1508	SILVER	366.0	732.0				
1559	YELLOW OXIDE	422.8	845.6	1501	LANDAU BLACK	401.6	803.2				
1550	RED OXIDE	439.6	879.2	1551	FAST YELLOW	418.4	836.8				
1501	LANDAU BLACK	454.6	909.2	1553	FAST BLUE	429.6	859.2				
		0.0	0.0			0.0	0.0				
		0.0	0.0			0.0	0.0				
MUST TOPCOAT WITH 1301 SATIN GLOSS CLEAR				MUST TOPCOAT WITH 1301 SATIN GLOSS CLEAR							
3007 MED SAND GRAY		GM 83 INT FLOOR COLOR TRIM CODE 60		3014 DK GRAY FERN MET		GM 83 TRIM CODE 48T					
1554	TINTING WHITE	229.1	458.2	1501	LANDAU BLACK	291.1	582.2				
1501	LANDAU BLACK	315.8	631.6	1508	SILVER	349.3	698.6				
1552	FAST RED	384.6	769.2	1551	FAST YELLOW	405.8	811.6				
1551	FAST YELLOW	433.0	866.0	1556	FAST GREEN	426.8	853.6				
		0.0	0.0			0.0	0.0				
		0.0	0.0			0.0	0.0				
MUST TOPCOAT WITH 1302 LOW LUSTER CLEAR				MUST TOPCOAT WITH 1301 SATIN GLOSS CLEAR							

3043-3056				PINTS		QUARTS	
				GRAMS		GRAMS	
3043 DK TEAL MET FM 83 EXT TRIM CODE K				3050 MED DK CHARCOAL CHEVY TR 82-83 INT TRIM CODE 18CN			
1553	FAST BLUE	305.0	610.0	1501	LANDAU BLACK	202.9	405.8
1551	FAST YELLOW	374.4	748.8	1554	TINTING WHITE	326.8	653.6
1508	SILVER	415.5	831.0	1559	YELLOW OXIDE	437.8	875.6
1501	LANDAU BLACK	424.5	849.0			0.0	0.0
		0.0	0.0			0.0	0.0
		0.0	0.0			0.0	0.0
MUST TOPCOAT WITH 1301 SATIN GLOSS CLEAR							
3044 FRENCH VANILLA MET FM 83 EXT TRIM CODE L				3051 MED DK ALMOND GM TR 82-83 INT TRIM CODE 61CN			
1508	SILVER	218.1	436.2	1559	YELLOW OXIDE	235.9	471.8
1551	FAST YELLOW	320.9	641.8	1302	LOW LUSTER CLEAR	322.3	644.6
1552	FAST RED	418.3	836.6	1550	RED OXIDE	390.3	780.6
1501	LANDAU BLACK	427.9	855.8	1501	LANDAU BLACK	426.4	852.8
		0.0	0.0	1554	TINTING WHITE	432.1	864.2
		0.0	0.0			0.0	0.0
MUST TOPCOAT WITH 1301 SATIN GLOSS CLEAR							
3045 SILVER MET FM 83 EXT TRIM CODE P				3052 DK ALMOND GM TR 82-83 INT TRIM CODE 61DN			
1508	SILVER	354.8	709.6	1559	YELLOW OXIDE	223.8	447.6
1554	TINTING WHITE	411.0	822.0	1550	RED OXIDE	309.1	618.2
1501	LANDAU BLACK	433.8	867.6	1501	LANDAU BLACK	384.3	768.6
		0.0	0.0	1302	LOW LUSTER CLEAR	432.2	864.4
		0.0	0.0			0.0	0.0
		0.0	0.0			0.0	0.0
MUST TOPCOAT WITH 1301 SATIN GLOSS CLEAR							
3046 PASTEL CADET BLUE MET FM 83 EXT TRIM CODE S				3053 VERY DK CARMINE GM 82 TR TRIM CODE 74DN			
1508	SILVER	338.4	676.8	1552	FAST RED	344.1	688.2
1553	FAST BLUE	387.2	774.4	1551	FAST YELLOW	380.3	760.6
1552	FAST RED	423.8	847.6	1554	TINTING WHITE	408.2	816.4
1501	LANDAU BLACK	429.0	858.0	1501	LANDAU BLACK	427.4	854.8
		0.0	0.0			0.0	0.0
		0.0	0.0			0.0	0.0
MUST TOPCOAT WITH 1301 SATIN GLOSS CLEAR				MUST TOPCOAT WITH 1302 LOW LUSTER CLEAR			
3047 MED WALNUT MET FM 83 EXT TRIM CODE Z				3054 DK BRONZE MET GM TR 82 TRIM CODE 76DN			
1552	FAST RED	213.1	426.2	1552	FAST RED	314.8	629.6
1501	LANDAU BLACK	309.1	618.2	1551	FAST YELLOW	378.2	756.4
1551	FAST YELLOW	392.7	785.4	1501	LANDAU BLACK	405.9	811.8
1508	SILVER	425.9	851.8	1508	SILVER	425.5	851.0
		0.0	0.0			0.0	0.0
		0.0	0.0			0.0	0.0
MUST TOPCOAT WITH 1301 SATIN GLOSS CLEAR				MUST TOPCOAT WITH 1302 LOW LUSTER CLEAR			
3048 SILVER MET FM 82 EXT TRIM CODE P				3055 RED CM 83 EXT TRIM CODE M5			
1508	SILVER	401.1	802.2	1552	FAST RED	414.3	828.6
1501	LANDAU BLACK	424.1	848.2	1553	FAST BLUE	420.0	840.0
1553	FAST BLUE	430.0	860.0	1554	TINTING WHITE	425.7	851.4
		0.0	0.0			0.0	0.0
		0.0	0.0			0.0	0.0
		0.0	0.0			0.0	0.0
MUST TOPCOAT WITH 1301 SATIN GLOSS CLEAR							
3049 DK CHARCOAL GM TR 82-83 INT TRIM CODE 18DN				3056 SILVER CM 83 INT TRIM CODE A4			
1501	LANDAU BLACK	266.9	533.8	1508	SILVER	212.8	425.6
1559	YELLOW OXIDE	368.1	736.2	1554	TINTING WHITE	407.8	815.6
1554	TINTING WHITE	421.1	842.2	1501	LANDAU BLACK	429.6	859.2
1550	RED OXIDE	432.5	865.0	1551	FAST YELLOW	442.8	885.6
		0.0	0.0			0.0	0.0
		0.0	0.0			0.0	0.0
MUST TOPCOAT WITH 1302 LOW LUSTER CLEAR				MUST TOPCOAT WITH 1301 SATIN GLOSS CLEAR			

		PINTS	QUARTS			PINTS	QUARTS
		GRAMS				GRAMS	
3057 MED TAN				3064 LT SLATE GRAY			
		CM 83 INT				CHEVY TR 82-83 INT	
		TRIM CODE T6				TRIM CODE 13AN	
1559	YELLOW OXIDE	283.9	567.8	1554	TINTING WHITE	381.7	763.4
1554	TINTING WHITE	366.0	732.0	1559	YELLOW OXIDE	417.1	834.2
1550	RED OXIDE	417.6	835.2	1501	LANDAU BLACK	445.3	890.6
1501	LANDAU BLACK	439.1	878.2	1550	RED OXIDE	455.5	911.0
		0.0	0.0			0.0	0.0
		0.0	0.0			0.0	0.0
MUST TOPCOAT WITH 1302 LOW LUSTER CLEAR							
3058 DK BRIAR BROWN MET				3065 MED DK SLATE GRAY			
		GM 83 EXT				CHEVY TR 82-83 INT	
		TRIM CODE 67T				TRIM CODE 13CN	
1552	FAST RED	215.8	431.6	1554	TINTING WHITE	265.0	530.0
1501	LANDAU BLACK	313.2	626.4	1501	LANDAU BLACK	367.5	735.0
1551	FAST YELLOW	370.3	740.6	1559	YELLOW OXIDE	428.8	857.6
1508	SILVER	426.1	852.2	1550	RED OXIDE	447.6	895.2
		0.0	0.0			0.0	0.0
		0.0	0.0			0.0	0.0
MUST TOPCOAT WITH 1301 SATIN GLOSS CLEAR							
3059 DK AUTUMN MAPLE MET				3066 DK GRAY			
		GM 83				GM TR 82	
		TRIM CODE 78T				TRIM CODE 15DN	
1552	FAST RED	360.3	720.6	1501	LANDAU BLACK	300.2	600.4
1501	LANDAU BLACK	390.6	781.2	1554	TINTING WHITE	418.6	837.2
1551	FAST YELLOW	409.3	818.6	1551	FAST YELLOW	435.2	870.4
1508	SILVER	425.5	851.0			0.0	0.0
		0.0	0.0			0.0	0.0
		0.0	0.0			0.0	0.0
MUST TOPCOAT WITH 1301 SATIN GLOSS CLEAR				MUST TOPCOAT WITH 1302 LOW LUSTER CLEAR			
3060 MED BRIAR BROWN MET				3067 MED LT BLUE			
		GM 83				CHEVY TR 82-83 INT	
		TRIM CODE 92T				TRIM CODE 23BN	
1508	SILVER	175.5	351.0	1554	TINTING WHITE	165.3	330.6
1552	FAST RED	309.2	618.4	1553	FAST BLUE	313.1	626.2
1501	LANDAU BLACK	392.9	785.8	1501	LANDAU BLACK	393.9	787.8
1551	FAST YELLOW	427.6	855.2	1550	RED OXIDE	438.6	877.2
		0.0	0.0			0.0	0.0
		0.0	0.0			0.0	0.0
MUST TOPCOAT WITH 1300 HIGH GLOSS CLEAR							
3061 DK CADET BLUE MET				3068 MED BLUE			
		FM 83 EXT				GM TR 82	
		TRIM CODE S				TRIM CODE 23CN	
1553	FAST BLUE	157.8	315.6	1553	FAST BLUE	211.2	422.4
1552	FAST RED	293.5	587.0	1501	LANDAU BLACK	344.2	688.4
1501	LANDAU BLACK	362.1	724.2	1554	TINTING WHITE	415.9	831.8
1508	SILVER	404.1	808.2	1556	FAST GREEN	430.2	860.4
1554	TINTING WHITE	427.0	854.0			0.0	0.0
		0.0	0.0			0.0	0.0
MUST TOPCOAT WITH 1301 SATIN GLOSS CLEAR				MUST TOPCOAT WITH 1302 LOW LUSTER CLEAR			
3062 MIDNITE CADET BLUE MET				3069 DK BLUE			
		FM 83 EXT				CHEVY TR 82-83 INT	
		TRIM CODE S				TRIM CODE 23DN	
1553	FAST BLUE	221.9	443.8	1553	FAST BLUE	169.9	339.8
1552	FAST RED	316.8	633.6	1501	LANDAU BLACK	329.1	658.2
1501	LANDAU BLACK	403.4	806.8	1554	TINTING WHITE	406.2	812.4
1508	SILVER	424.8	849.6	1550	RED OXIDE	431.5	863.0
		0.0	0.0			0.0	0.0
		0.0	0.0			0.0	0.0
MUST TOPCOAT WITH 1301 SATIN GLOSS CLEAR				MUST TOPCOAT WITH 1302 LOW LUSTER CLEAR			
3063 OYSTER WHITE				3070 MED JADESTONE			
		GM TR 81				GM TR 82	
		TRIM CODE 12AN				TRIM CODE 47DN	
1554	TINTING WHITE	441.7	883.4	1554	TINTING WHITE	258.7	517.4
1551	FAST YELLOW	449.0	898.0	1501	LANDAU BLACK	367.5	735.0
1501	LANDAU BLACK	455.1	910.2	1551	FAST YELLOW	413.7	827.4
1552	FAST RED	458.9	917.8	1553	FAST BLUE	445.2	890.4
		0.0	0.0			0.0	0.0
		0.0	0.0			0.0	0.0

		PINTS	QUARTS			PINTS	QUARTS
4050-4069		GRAMS				GRAMS	
4056 GARNET MET	AM 84 EXT TRIM CODE 84P60			4063 LT SAGE MET	FM 84 EXT TRIM CODE G		
1552 FAST RED	366.5	733.0		1508 SILVER	318.6	637.2	
1551 FAST YELLOW	395.0	790.0		1501 LANDAU BLACK	376.2	752.4	
1508 SILVER	418.5	837.0		1551 FAST YELLOW	421.8	843.6	
1553 FAST BLUE	425.5	851.0		1556 FAST GREEN	429.3	858.6	
	0.0	0.0			0.0	0.0	
	0.0	0.0			0.0	0.0	
MUST TOPCOAT WITH 1301 SATIN GLOSS CLEAR				MUST TOPCOAT WITH 1300 HIGH GLOSS CLEAR			
4057 ALMOND	AM 84 EXT TRIM CODE 84P68			4064 DESERT TAN MET	FM 84 EXT TRIM CODE U		
1554 TINTING WHITE	347.5	695.0		1552 FAST RED	174.0	348.0	
1559 YELLOW OXIDE	441.7	883.4		1551 FAST YELLOW	329.6	659.2	
1550 RED OXIDE	448.8	897.6		1508 SILVER	395.9	791.8	
1501 LANDAU BLACK	454.1	908.2		1501 LANDAU BLACK	418.9	837.8	
	0.0	0.0		1554 TINTING WHITE	426.6	853.2	
	0.0	0.0			0.0	0.0	
MUST TOPCOAT WITH 1300 HIGH GLOSS CLEAR				MUST TOPCOAT WITH 1300 HIGH GLOSS CLEAR			
4058 SAGE GREEN	FM 84 INT TRIM CODE G			4065 GRAPHITE	GM 84 TR INT TRIM CODE 82DN		
1554 TINTING WHITE	221.7	443.4		1501 LANDAU BLACK	238.6	477.2	
1559 YELLOW OXIDE	393.0	786.0		1554 TINTING WHITE	312.2	624.4	
1501 LANDAU BLACK	439.4	878.8		1551 FAST YELLOW	372.0	744.0	
1556 FAST GREEN	446.1	892.2		1552 FAST RED	431.5	863.0	
	0.0	0.0			0.0	0.0	
	0.0	0.0			0.0	0.0	
MUST TOPCOAT WITH 1302 LOW LUSTER CLEAR							
4059 WHITE	FM 84-89 EXT TRIM CODE W			4066 HONEY	AM 84 EXT TRIM CODE 84P69		
1554 TINTING WHITE	455.0	910.0		1551 FAST YELLOW	207.8	415.6	
1559 YELLOW OXIDE	457.8	915.6		1552 FAST RED	342.0	684.0	
1501 LANDAU BLACK	460.1	920.2		1508 SILVER	418.1	836.2	
	0.0	0.0		1501 LANDAU BLACK	426.3	852.6	
	0.0	0.0			0.0	0.0	
	0.0	0.0			0.0	0.0	
MUST TOPCOAT WITH 1300 HIGH GLOSS CLEAR				MUST TOPCOAT WITH 1301 SATIN GLOSS CLEAR			
4060 OXFORD GRAY	FM 84 INT TRIM CODE P			4067 BLUE GREEN MET	AM 83 EXT TRIM CODE 82P47		
1554 TINTING WHITE	352.1	704.2		1553 FAST BLUE	179.1	358.2	
1501 LANDAU BLACK	396.8	793.6		1556 FAST GREEN	346.7	693.4	
1559 YELLOW OXIDE	440.5	881.0		1501 LANDAU BLACK	390.1	780.2	
1550 RED OXIDE	453.6	907.2		1508 SILVER	425.1	850.2	
	0.0	0.0			0.0	0.0	
	0.0	0.0			0.0	0.0	
MUST TOPCOAT WITH 1302 LOW LUSTER CLEAR				MUST TOPCOAT WITH 1300 HIGH GLOSS CLEAR			
4061 WHEAT	FM 84 INT TRIM CODE Y			4068 LT DESERT TAN	FM 84 EXT TRIM CODE U		
1559 YELLOW OXIDE	156.7	313.4		1554 TINTING WHITE	278.5	557.0	
1302 LOW LUSTER CLEAR	302.5	605.0		1559 YELLOW OXIDE	422.0	844.0	
1554 TINTING WHITE	424.2	848.4		1550 RED OXIDE	445.8	891.6	
1550 RED OXIDE	432.7	865.4		1501 LANDAU BLACK	450.3	900.6	
1501 LANDAU BLACK	437.3	874.6			0.0	0.0	
	0.0	0.0			0.0	0.0	
MUST TOPCOAT WITH 1300 HIGH GLOSS CLEAR							
4062 MED RED MET	FM 84 EXT TRIM CODE D			4069 DK HONEY	AM 84 INT TRIM CODE 84P9		
1552 FAST RED	370.8	741.6		1559 YELLOW OXIDE	207.4	414.8	
1508 SILVER	398.1	796.2		1302 LOW LUSTER CLEAR	351.0	702.0	
1551 FAST YELLOW	421.3	842.6		1550 RED OXIDE	405.3	810.6	
1501 LANDAU BLACK	425.6	851.2		1554 TINTING WHITE	420.2	840.4	
	0.0	0.0		1501 LANDAU BLACK	431.4	862.8	
	0.0	0.0			0.0	0.0	
MUST TOPCOAT WITH 1300 HIGH GLOSS CLEAR							

				PINTS		QUARTS						PINTS		QUARTS	
				GRAMS								GRAMS			
4070 SADDLE						FM 83 TR		4077 DK SAGE						GM 85 INT	
						TRIM CODE Z								TRIM CODE 43CN	
1302	LOW LUSTER CLEAR			209.6	419.2	1554	TINTING WHITE			206.8	413.6				
1551	FAST YELLOW			319.4	638.8	1501	LANDAU BLACK			351.3	702.6				
1552	FAST RED			403.8	807.6	1551	FAST YELLOW			441.4	882.8				
1554	TINTING WHITE			414.8	829.6					0.0	0.0				
1501	LANDAU BLACK			424.7	849.4					0.0	0.0				
				0.0	0.0					0.0	0.0				
MUST TOPCOAT WITH 1302 LOW LUSTER CLEAR															
4071 CHARCOAL MIDNITE BLUE						FM 84 INT		4078 MIDNIGHT SAGE						GM 85 INT	
						TRIM CODE B								TRIM CODE 49CN	
1553	FAST BLUE			233.8	467.6	1501	LANDAU BLACK			217.5	435.0				
1501	LANDAU BLACK			385.7	771.4	1551	FAST YELLOW			364.0	728.0				
1554	TINTING WHITE			428.0	856.0	1554	TINTING WHITE			407.8	815.6				
				0.0	0.0	1556	FAST GREEN			429.1	858.2				
				0.0	0.0					0.0	0.0				
				0.0	0.0					0.0	0.0				
4072 NUTMEG						AM 84 INT		4079 CHAMOIS						GM 85 INT	
						TRIM CODE 81P24								TRIM CODE 52AM	
1551	FAST YELLOW			230.9	461.8	1554	TINTING WHITE			230.3	460.6				
1552	FAST RED			364.0	728.0	1559	YELLOW OXIDE			426.4	852.8				
1554	TINTING WHITE			417.7	835.4	1550	RED OXIDE			441.4	882.8				
1501	LANDAU BLACK			429.4	858.8	1501	LANDAU BLACK			447.7	895.4				
				0.0	0.0					0.0	0.0				
				0.0	0.0					0.0	0.0				
MUST TOPCOAT WITH 1302 LOW LUSTER CLEAR															
4073 WHEAT MET						FM 84 EXT		4080 LT CHAMOIS						GM 85 INT	
						TRIM CODE Y								TRIM CODE 52BN	
1508	SILVER			271.2	542.4	1559	YELLOW OXIDE			253.5	507.0				
1551	FAST YELLOW			349.6	699.2	1554	TINTING WHITE			404.8	809.6				
1552	FAST RED			423.9	847.8	1550	RED OXIDE			433.6	867.2				
1501	LANDAU BLACK			428.5	857.0	1501	LANDAU BLACK			443.2	886.4				
				0.0	0.0					0.0	0.0				
				0.0	0.0					0.0	0.0				
MUST TOPCOAT WITH 1301 SATIN GLOSS CLEAR															
4074 MED DK ROYAL BLUE						GM 84 INT		4081 DK CHAMOIS						GM 85 INT	
						TRIM CODE 22								TRIM CODE 52CN	
1554	TINTING WHITE			247.7	495.4	1559	YELLOW OXIDE			225.0	450.0				
1501	LANDAU BLACK			329.4	658.8	1550	RED OXIDE			315.7	631.4				
1552	FAST RED			398.1	796.2	1554	TINTING WHITE			376.5	753.0				
1553	FAST BLUE			441.8	883.6	1501	LANDAU BLACK			437.3	874.6				
				0.0	0.0					0.0	0.0				
				0.0	0.0					0.0	0.0				
MUST TOPCOAT WITH 1302 LOW LUSTER CLEAR															
4075 DK BLUE						GM 85 INT		4082 LT SADDLE						GM 85 INT	
						TRIM CODE 27CN								TRIM CODE 62AN	
1501	LANDAU BLACK			223.4	446.8	1559	YELLOW OXIDE			229.1	458.2				
1553	FAST BLUE			316.9	633.8	1554	TINTING WHITE			394.1	788.2				
1554	TINTING WHITE			380.4	760.8	1550	RED OXIDE			432.5	865.0				
1556	FAST GREEN			430.4	860.8	1501	LANDAU BLACK			443.9	887.8				
				0.0	0.0					0.0	0.0				
				0.0	0.0					0.0	0.0				
4076 MED SAGE						GM 85 INT		4083 DK BEIGE						GM 85 INT	
						TRIM CODE 43BN								TRIM CODE 69CN	
1554	TINTING WHITE			247.6	495.2	1559	YELLOW OXIDE			169.3	338.6				
1501	LANDAU BLACK			368.2	736.4	1302	LOW LUSTER CLEAR			256.4	512.8				
1551	FAST YELLOW			444.5	889.0	1554	TINTING WHITE			328.9	657.8				
				0.0	0.0	1550	RED OXIDE			385.3	770.6				
				0.0	0.0	1501	LANDAU BLACK			435.5	871.0				
				0.0	0.0					0.0	0.0				

		PINTS	QUARTS			PINTS	QUARTS
		GRAMS				GRAMS	
4084 DK SADDLE				4091 DK BLUE MET			
		GM 85 INT				GM 85 EXT	
		TRIM CODE 62CN				TRIM CODE 31T	
1552	FAST RED	150.6	301.2	1553	FAST BLUE	255.7	511.4
1551	FAST YELLOW	293.9	587.8	1501	LANDAU BLACK	322.9	645.8
1554	TINTING WHITE	389.1	778.2	1552	FAST RED	378.9	757.8
1501	LANDAU BLACK	432.6	865.2	1551	FAST YELLOW	408.5	817.0
		0.0	0.0	1508	SILVER	424.6	849.2
		0.0	0.0			0.0	0.0
MUST TOPCOAT WITH 1302 LOW LUSTER CLEAR				MUST TOPCOAT WITH 1301 SATIN GLOSS CLEAR			
4085 RUSSET				4092 LT BLUE MET			
		GM 85 INT				GM 85 EXT	
		TRIM CODE 68CN				TRIM CODE 34T	
1550	RED OXIDE	268.8	537.6	1508	SILVER	278.2	556.4
1551	FAST YELLOW	387.7	775.4	1553	FAST BLUE	367.9	735.8
1554	TINTING WHITE	411.6	823.2	1552	FAST RED	407.3	814.6
1501	LANDAU BLACK	433.7	867.4	1551	FAST YELLOW	418.2	836.4
		0.0	0.0	1554	TINTING WHITE	429.1	858.2
		0.0	0.0			0.0	0.0
				MUST TOPCOAT WITH 1300 HIGH GLOSS CLEAR			
4086 CARMINE				4093 LT SAGE GREEN MET			
		GM 85 INT				GM 85 EXT	
		TRIM CODE 72CN				TRIM CODE 43T	
1552	FAST RED	365.8	731.6	1508	SILVER	331.6	663.2
1550	RED OXIDE	415.7	831.4	1501	LANDAU BLACK	382.7	765.4
1554	TINTING WHITE	425.3	850.6	1551	FAST YELLOW	418.4	836.8
1501	LANDAU BLACK	427.2	854.4	1556	FAST GREEN	429.4	858.8
		0.0	0.0			0.0	0.0
		0.0	0.0			0.0	0.0
				MUST TOPCOAT WITH 1301 SATIN GLOSS CLEAR			
4087 DK CLARET				4094 MED SAGE			
		GM 85				GM 85 EXT	
		TRIM CODE 79CN				TRIM CODE 47T	
1552	FAST RED	289.1	578.2	1552	FAST RED	121.5	243.0
1302	LOW LUSTER CLEAR	374.2	748.4	1553	FAST BLUE	227.0	454.0
1501	LANDAU BLACK	408.6	817.2	1551	FAST YELLOW	322.9	645.8
1559	YELLOW OXIDE	418.7	837.4	1508	SILVER	391.7	783.4
1554	TINTING WHITE	425.5	851.0	1501	LANDAU BLACK	425.7	851.4
		0.0	0.0			0.0	0.0
				MUST TOPCOAT WITH 1301 SATIN GLOSS CLEAR			
4088 GRAY				4095 YELLOW BEIGE			
		GM 85 EXT				GM 85 EXT	
		TRIM CODE 12T				TRIM CODE 54T	
1554	TINTING WHITE	253.3	506.6	1554	TINTING WHITE	425.2	850.4
1302	LOW LUSTER CLEAR	407.0	814.0	1551	FAST YELLOW	451.3	902.6
1501	LANDAU BLACK	432.8	865.6	1552	FAST RED	456.8	913.6
1551	FAST YELLOW	438.6	877.2	1501	LANDAU BLACK	457.7	915.4
1552	FAST RED	443.5	887.0			0.0	0.0
		0.0	0.0			0.0	0.0
4089 DK BLUE				4096 VERY DARK SANDSTONE MET			
		GM 85 EXT				GM 85 EXT	
		TRIM CODE 28T				TRIM CODE 57T	
1501	LANDAU BLACK	158.4	316.8	1552	FAST RED	255.6	511.2
1302	LOW LUSTER CLEAR	300.4	600.8	1501	LANDAU BLACK	341.5	683.0
1556	FAST GREEN	356.0	712.0	1551	FAST YELLOW	405.1	810.2
1553	FAST BLUE	408.2	816.4	1508	SILVER	425.7	851.4
1554	TINTING WHITE	425.8	851.6			0.0	0.0
		0.0	0.0			0.0	0.0
				MUST TOPCOAT WITH 1300 HIGH GLOSS CLEAR			
4090 DK GRAY				4097 LT SADDLE			
		GM 85 INT				GM 85 EXT ELK GRAIN	
		TRIM CODE 82DN				TRIM CODE 58T	
1554	TINTING WHITE	202.9	405.8	1554	TINTING WHITE	236.1	472.2
1501	LANDAU BLACK	405.3	810.6	1552	FAST RED	331.4	662.8
1551	FAST YELLOW	436.0	872.0	1551	FAST YELLOW	421.8	843.6
1552	FAST RED	441.3	882.6	1556	FAST GREEN	443.3	886.6
		0.0	0.0			0.0	0.0
		0.0	0.0			0.0	0.0
MUST TOPCOAT WITH 1302 LOW LUSTER CLEAR							

				PINTS		QUARTS						PINTS		QUARTS			
4098-4113				GRAMS								GRAMS					
4098 DK RED MET				GM 85 EXT TRIM CODE 79T				4105 MED BLUE				GM 85 INT TRIM CODE 26AN INSTRUMENT PANEL ONLY					
1552	FAST RED		331.2		662.4	1501	LANDAU BLACK		143.8		287.6	1554	TINTING WHITE		278.5		557.0
1553	FAST BLUE		390.6		781.2	1553	FAST BLUE		400.1		800.2	1556	FAST GREEN		435.5		871.0
1551	FAST YELLOW		415.8		831.6				0.0		0.0				0.0		0.0
1508	SILVER		425.1		850.2				0.0		0.0				0.0		0.0
					0.0												
					0.0												
MUST TOPCOAT WITH 1300 HIGH GLOSS CLEAR								MUST TOPCOAT WITH 1302 LOW LUSTER CLEAR									
4099 DK RED				GM 85 EXT TRIM CODE 79T				4106 MULBERRY				FM 85 INT TRIM CODE F					
1302	LOW LUSTER CLEAR		142.3		284.6	1550	RED OXIDE		288.3		576.6	1501	LANDAU BLACK		399.5		799.0
1552	FAST RED		272.8		545.6	1559	YELLOW OXIDE		420.3		840.6	1554	TINTING WHITE		434.2		868.4
1501	LANDAU BLACK		350.0		700.0				0.0		0.0				0.0		0.0
1550	RED OXIDE		417.6		835.2				0.0		0.0				0.0		0.0
1554	TINTING WHITE		426.9		853.8				0.0		0.0				0.0		0.0
					0.0												
					0.0												
4100 HEATHER MET				GM 85 EXT TRIM CODE 91T				4107 SABLE				FM 85 INT TRIM CODE Z					
1508	SILVER		296.0		592.0	1559	YELLOW OXIDE		141.3		282.6	1501	LANDAU BLACK		254.7		509.4
1552	FAST RED		372.6		745.2	1302	LOW LUSTER CLEAR		340.5		681.0	1550	RED OXIDE		425.6		851.2
1501	LANDAU BLACK		429.0		858.0	1554	TINTING WHITE		430.6		861.2				0.0		0.0
					0.0												
					0.0												
					0.0												
MUST TOPCOAT WITH 1300 HIGH GLOSS CLEAR																	
4101 CANYON RED MET				GM 85 EXT TRIM CODE 92T				4108 CANYON RED				FM 85 EXT TRIM CODE D					
1552	FAST RED		380.3		760.6	1552	FAST RED		332.2		664.4	1559	YELLOW OXIDE		409.9		819.8
1553	FAST BLUE		401.6		803.2	1501	LANDAU BLACK		427.0		854.0				0.0		0.0
1508	SILVER		422.9		845.8				0.0		0.0				0.0		0.0
1551	FAST YELLOW		425.5		851.0				0.0		0.0				0.0		0.0
					0.0												
					0.0												
MUST TOPCOAT WITH 1300 HIGH GLOSS CLEAR																	
4102 MED BLUE MET				GM 85 EXT TRIM CODE 94T				4109 CHARCOAL				FM 84-85 TRIM CODE P					
1553	FAST BLUE		177.4		354.8	1501	LANDAU BLACK		258.7		517.4	1554	TINTING WHITE		357.2		714.4
1552	FAST RED		343.1		686.2	1550	RED OXIDE		396.9		793.8	1559	YELLOW OXIDE		435.3		870.6
1508	SILVER		394.7		789.4				0.0		0.0				0.0		0.0
1551	FAST YELLOW		425.2		850.4				0.0		0.0				0.0		0.0
					0.0												
					0.0												
MUST TOPCOAT WITH 1300 HIGH GLOSS CLEAR																	
4103 DK GRAY FIREMIST				GM 85 EXT TRIM CODE 97T				4112 MED BLUE				AM 85 TRIM CODE 85P1					
1501	LANDAU BLACK		279.6		559.2	1554	TINTING WHITE		147.5		295.0	1553	FAST BLUE		257.8		515.6
1556	FAST GREEN		350.4		700.8	1550	RED OXIDE		357.8		715.6	1559	YELLOW OXIDE		440.3		880.6
1553	FAST BLUE		400.7		801.4				0.0		0.0				0.0		0.0
1508	SILVER		426.1		852.2				0.0		0.0				0.0		0.0
					0.0												
					0.0												
MUST TOPCOAT WITH 1300 HIGH GLOSS CLEAR																	
4104 MED SLATE				GM 85 INT TRIM CODE 82BN INSTRUMENT PANEL ONLY				4113 DK GRAY MET				AM 85 INT TRIM CODE 85P5					
1554	TINTING WHITE		364.4		728.8	1501	LANDAU BLACK		245.1		490.2	1508	SILVER		425.7		851.4
1501	LANDAU BLACK		426.4		852.8	1551	FAST YELLOW		428.0		856.0	1551	FAST YELLOW		0.0		0.0
1551	FAST YELLOW		440.1		880.2				0.0		0.0				0.0		0.0
1552	FAST RED		453.3		906.6				0.0		0.0				0.0		0.0
					0.0												
					0.0												
MUST TOPCOAT WITH 1302 LOW LUSTER CLEAR								MUST TOPCOAT WITH 1301 SATIN GLOSS CLEAR									



		PINTS	QUARTS			PINTS	QUARTS
		GRAMS				GRAMS	
4285 MED SHADOW BLUE FM 87 EXT TRIM CODE B				4292 LT SANDALWOOD FM 87 INT TRIM CODE Z			
1501	LANDAU BLACK	231.4	462.8	1554	TINTING WHITE	263.1	526.2
1553	FAST BLUE	347.1	694.2	1552	FAST RED	340.1	680.2
1554	TINTING WHITE	392.6	785.2	1551	FAST YELLOW	405.1	810.2
1550	RED OXIDE	429.8	859.6	1501	LANDAU BLACK	445.5	891.0
		0.0	0.0			0.0	0.0
		0.0	0.0			0.0	0.0
				MUST TOPCOAT WITH 1302 LOW LUSTER CLEAR			
4286 CRYSTAL FM 87 EXT TRIM CODE P				4293 CABERNET FM 87 INT TRIM CODE H			
1554	TINTING WHITE	272.3	544.6	1552	FAST RED	361.0	722.0
1559	YELLOW OXIDE	371.6	743.2	1551	FAST YELLOW	390.5	781.0
1501	LANDAU BLACK	427.8	855.6	1553	FAST BLUE	417.5	835.0
1550	RED OXIDE	448.9	897.8	1554	TINTING WHITE	425.8	851.6
		0.0	0.0			0.0	0.0
		0.0	0.0			0.0	0.0
4287 LT SANDALWOOD FM 87 EXT TRIM CODE Z				4294 LT ROSEWOOD MET GM 87 EXT TRIM CODE 85T			
1554	TINTING WHITE	294.9	589.8	1552	FAST RED	231.6	463.2
1559	YELLOW OXIDE	407.1	814.2	1508	SILVER	329.5	659.0
1501	LANDAU BLACK	430.6	861.2	1551	FAST YELLOW	379.3	758.6
1550	RED OXIDE	450.8	901.6	1553	FAST BLUE	426.1	852.2
		0.0	0.0			0.0	0.0
		0.0	0.0			0.0	0.0
				MUST TOPCOAT WITH 1301 SATIN GLOSS CLEAR			
4288 WHITE AM 87 INT TRIM CODE 87J63				4295 DK GRAY CM 87 TRIM CODE A7			
1554	TINTING WHITE	453.4	906.8	1501	LANDAU BLACK	202.1	404.2
1552	FAST RED	456.2	912.4	1554	TINTING WHITE	321.7	643.4
1551	FAST YELLOW	458.5	917.0	1559	YELLOW OXIDE	423.6	847.2
1556	FAST GREEN	459.9	919.8	1550	RED OXIDE	437.4	874.8
		0.0	0.0			0.0	0.0
		0.0	0.0			0.0	0.0
4289 CORDOVAN AM 87 INT TRIM CODE 87P1				4296 MED GRAY CM 87 BUMPER TRIM CODE S7			
1550	RED OXIDE	237.9	475.8	1501	LANDAU BLACK	171.7	343.4
1302	LOW LUSTER CLEAR	323.7	647.4	1559	YELLOW OXIDE	306.4	612.8
1553	FAST BLUE	397.3	794.6	1554	TINTING WHITE	418.6	837.2
1501	LANDAU BLACK	426.8	853.6	1552	FAST RED	437.3	874.6
1554	TINTING WHITE	430.6	861.2			0.0	0.0
		0.0	0.0			0.0	0.0
4290 SHADOW BLUE FM 87 INT TRIM CODE B				4297 SILVER CM 83 INT TRIM CODE A3			
1553	FAST BLUE	215.3	430.6	1554	TINTING WHITE	367.3	734.6
1501	LANDAU BLACK	362.7	725.4	1559	YELLOW OXIDE	418.2	836.4
1556	FAST GREEN	405.1	810.2	1501	LANDAU BLACK	451.4	902.8
1554	TINTING WHITE	426.3	852.6	1550	RED OXIDE	454.6	909.2
		0.0	0.0			0.0	0.0
		0.0	0.0			0.0	0.0
MUST TOPCOAT WITH 1302 LOW LUSTER CLEAR							
4291 SCARLET FM 87 INT TRIM CODE D				4298 MED PRAIRIE MIST FM 87 EXT TRIM CODE G			
1552	FAST RED	359.0	718.0	1559	YELLOW OXIDE	202.0	404.0
1551	FAST YELLOW	409.8	819.6	1501	LANDAU BLACK	326.8	653.6
1554	TINTING WHITE	423.1	846.2	1554	TINTING WHITE	387.4	774.8
1553	FAST BLUE	426.2	852.4	1550	RED OXIDE	435.8	871.6
		0.0	0.0			0.0	0.0
		0.0	0.0			0.0	0.0

		PINTS	QUARTS			PINTS	QUARTS
		GRAMS				GRAMS	
4299-4312							
4299	OYSTER WHITE	GM 83 INT		4306	DK WALNUT MET	FM 87 BUMPER	
		TRIM CODE 12AN				TRIM CODE Z	
1554	TINTING WHITE	441.7	883.4	1552	FAST RED	243.7	487.4
1551	FAST YELLOW	449.0	898.0	1501	LANDAU BLACK	323.2	646.4
1501	LANDAU BLACK	455.1	910.2	1551	FAST YELLOW	396.0	792.0
1552	FAST RED	458.9	917.8	1508	SILVER	425.8	851.6
		0.0	0.0			0.0	0.0
		0.0	0.0			0.0	0.0
				MUST TOPCOAT WITH 1301 SATIN GLOSS CLEAR			
4300	DK COPPER	GM 87 INT		4307	DK SMOKE	FM 87	
		TRIM CODE 67CN				TRIM CODE P	
1552	FAST RED	210.8	421.6	1501	LANDAU BLACK	153.5	307.0
1551	FAST YELLOW	387.2	774.4	1559	YELLOW OXIDE	279.3	558.6
1554	TINTING WHITE	415.8	831.6	1554	TINTING WHITE	401.1	802.2
1501	LANDAU BLACK	427.4	854.8	1550	RED OXIDE	438.6	877.2
		0.0	0.0			0.0	0.0
		0.0	0.0			0.0	0.0
4301	DK SMOKE	FM 87 INT		4308	DK SHADOW BLUE MET	FM 87 BUMPER	
		TRIM CODE P				TRIM CODE B	
1501	LANDAU BLACK	236.0	472.0	1553	FAST BLUE	219.4	438.8
1554	TINTING WHITE	316.4	632.8	1556	FAST GREEN	341.6	683.2
1551	FAST YELLOW	391.1	782.2	1501	LANDAU BLACK	417.4	834.8
1552	FAST RED	432.0	864.0	1508	SILVER	424.6	849.2
		0.0	0.0			0.0	0.0
		0.0	0.0			0.0	0.0
MUST TOPCOAT WITH 1302 LOW LUSTER CLEAR				MUST TOPCOAT WITH 1301 SATIN GLOSS CLEAR			
4302	DK SCARLET	FM 87 INT		4309	ISUZU BUMPER GRAY		
		TRIM CODE D					
1552	FAST RED	239.9	479.8	1302	LOW LUSTER CLEAR	143.4	286.8
1302	LOW LUSTER CLEAR	381.2	762.4	1501	LANDAU BLACK	284.6	569.2
1551	FAST YELLOW	411.2	822.4	1554	TINTING WHITE	356.6	713.2
1501	LANDAU BLACK	419.7	839.4	1552	FAST RED	396.5	793.0
1554	TINTING WHITE	424.7	849.4	1551	FAST YELLOW	430.2	860.4
		0.0	0.0			0.0	0.0
4303	DK TAUPE	FM 87 INT		4310	MED BEECHWOOD	GM 88	
		TRIM CODE F				TRIM CODE 66BN	
1501	LANDAU BLACK	178.0	356.0	1559	YELLOW OXIDE	263.7	527.4
1550	RED OXIDE	309.1	618.2	1550	RED OXIDE	348.7	697.4
1302	LOW LUSTER CLEAR	366.3	732.6	1554	TINTING WHITE	423.9	847.8
1559	YELLOW OXIDE	418.9	837.8	1501	LANDAU BLACK	439.1	878.2
1554	TINTING WHITE	430.7	861.4			0.0	0.0
		0.0	0.0			0.0	0.0
4304	WHITE	FM TR 87-92		4311	VERY DK SIENNA	GM 88 INT	
		TRIM CODE W				TRIM CODE 61DN	
1554	TINTING WHITE	455.2	910.4	1559	YELLOW OXIDE	156.5	313.0
1551	FAST YELLOW	458.4	916.8	1550	RED OXIDE	281.5	563.0
1552	FAST RED	459.3	918.6	1501	LANDAU BLACK	384.6	769.2
1501	LANDAU BLACK	460.0	920.0	1302	LOW LUSTER CLEAR	427.1	854.2
		0.0	0.0	1554	TINTING WHITE	432.1	864.2
		0.0	0.0			0.0	0.0
4305	MED SMOKE	FM 87 BUMPER		4312	MED SMOKE GRAY	GM 88 INT	
		TRIM CODE P				TRIM CODE 90BN	
1501	LANDAU BLACK	245.0	490.0	1554	TINTING WHITE	197.0	394.0
1559	YELLOW OXIDE	335.9	671.8	1559	YELLOW OXIDE	310.0	620.0
1554	TINTING WHITE	398.6	797.2	1501	LANDAU BLACK	378.8	757.6
1550	RED OXIDE	433.6	867.2	1550	RED OXIDE	444.6	889.2
		0.0	0.0			0.0	0.0
		0.0	0.0			0.0	0.0

				PINTS		QUARTS						PINTS		QUARTS			
				GRAMS								GRAMS					
4370 TOAST						CM 79 EXT TRIM CODE K2						4377 MIDNITE CURRANT RED FM 89 EXT TRIM CODE A					
1559	YELLOW OXIDE		204.6		409.2	1552	FAST RED		400.9		801.8	1553	FAST BLUE		824.6		
1554	TINTING WHITE		393.1		786.2	1501	LANDAU BLACK		422.0		844.0	1554	TINTING WHITE		850.8		
1550	RED OXIDE		430.9		861.8				0.0		0.0				0.0		
1501	LANDAU BLACK		445.2		890.4				0.0		0.0				0.0		
			0.0		0.0	MUST TOPCOAT WITH 1300 HIGH GLOSS CLEAR											
			0.0		0.0												
4371 BUCKSKIN						CM 89 EXT CONV TRIM CODE V6						4378 DK TAUPE CM 88-89 EXT FACIA TRIM CODE V8					
1554	TINTING WHITE		243.1		486.2	1559	YELLOW OXIDE		134.0		268.0	1501	LANDAU BLACK		471.8		
1559	YELLOW OXIDE		390.4		780.8	1302	LOW LUSTER CLEAR		322.3		644.6	1550	RED OXIDE		797.2		
1550	RED OXIDE		422.7		845.4	1554	TINTING WHITE		432.4		864.8				0.0		
1501	LANDAU BLACK		447.9		895.8				0.0		0.0				0.0		
			0.0		0.0												
			0.0		0.0												
4372 LT BUCKSKIN						CM 89 TRIM CODE K3						4379 NEUTRAL DK GRAY CM 88-89 EXT FACIA TRIM CODE S5					
1554	TINTING WHITE		206.7		413.4	1501	LANDAU BLACK		174.4		348.8	1559	YELLOW OXIDE		592.4		
1559	YELLOW OXIDE		412.1		824.2	1554	TINTING WHITE		378.4		756.8	1550	RED OXIDE		872.2		
1550	RED OXIDE		432.9		865.8				0.0		0.0				0.0		
1501	LANDAU BLACK		446.2		892.4				0.0		0.0				0.0		
			0.0		0.0												
			0.0		0.0												
4373 MED CURRANT RED						FM 89 EXT TRIM CODE A						4380 OXFORD WHITE FM 84 TRIM CODE P					
1552	FAST RED		406.6		813.2	1554	TINTING WHITE		433.1		866.2	1559	YELLOW OXIDE		904.8		
1553	FAST BLUE		419.5		839.0	1501	LANDAU BLACK		457.0		914.0	1550	RED OXIDE		917.6		
1554	TINTING WHITE		425.7		851.4				0.0		0.0				0.0		
			0.0		0.0				0.0		0.0				0.0		
			0.0		0.0	MUST TOPCOAT WITH 1300 HIGH GLOSS CLEAR											
			0.0		0.0												
4374 PASTEL ADOBE PRINT						FM 89 EXT TRIM CODE A						4381 TAURUS/SABLE BLUE MT FM 87-88 TRIM CODE FACIA					
1554	TINTING WHITE		409.8		819.6	1508	SILVER		236.3		472.6	1553	FAST BLUE		637.6		
1559	YELLOW OXIDE		453.7		907.4	1501	LANDAU BLACK		386.7		773.4	1552	FAST RED		854.6		
1501	LANDAU BLACK		456.0		912.0				0.0		0.0				0.0		
1550	RED OXIDE		457.6		915.2				0.0		0.0				0.0		
			0.0		0.0	MUST TOPCOAT WITH 1300 HIGH GLOSS CLEAR											
			0.0		0.0												
4375 TWILIGHT BLUE						FM 89 EXT TRIM CODE B						4382 MIDNIGHT BLUE CM 89 INT TRIM CODE B9					
1501	LANDAU BLACK		215.6		431.2	1553	FAST BLUE		231.3		462.6	1501	LANDAU BLACK		779.6		
1553	FAST BLUE		408.6		817.2	1554	TINTING WHITE		412.7		825.4	1556	FAST GREEN		852.8		
1554	TINTING WHITE		426.4		852.8				0.0		0.0				0.0		
			0.0		0.0				0.0		0.0				0.0		
			0.0		0.0	MUST TOPCOAT WITH 1302 LOW LUSTER CLEAR											
			0.0		0.0												
4376 LT TITANIUM						FM 89 EXT TRIM CODE A						4383 MED QUARTZ CM 89 INT VINYL TRIM CODE D5					
1554	TINTING WHITE		219.5		439.0	1554	TINTING WHITE		173.3		346.6	1501	LANDAU BLACK		561.4		
1559	YELLOW OXIDE		325.2		650.4	1559	YELLOW OXIDE		376.2		752.4	1550	RED OXIDE		885.2		
1501	LANDAU BLACK		400.6		801.2				0.0		0.0				0.0		
1550	RED OXIDE		445.7		891.4				0.0		0.0				0.0		
			0.0		0.0												
			0.0		0.0												

				PINTS	QUARTS					PINTS	QUARTS		
				GRAMS						GRAMS			
4384 MED QUARTZ I.P.						CM 89		4392 BLUE GRAY MET				CM 89 EXT	
						TRIM CODE D5						TRIM CODE B5	
1302	LOW LUSTER CLEAR		145.5		291.0	1553	FAST BLUE		121.7		243.4		
1554	TINTING WHITE		275.9		551.8	1501	LANDAU BLACK		236.7		473.4		
1501	LANDAU BLACK		345.7		691.4	1552	FAST RED		335.9		671.8		
1559	YELLOW OXIDE		397.4		794.8	1508	SILVER		426.1		852.2		
1550	RED OXIDE		436.6		873.2				0.0		0.0		
			0.0		0.0				0.0		0.0		
						MUST TOPCOAT WITH 1301 SATIN GLOSS CLEAR							
4386 MAHOGANY						CM 89 INT		4393 MIDNIGHT BLUE MET				CM 89 EXT	
						TRIM CODE H7						TRIM CODE B9	
1501	LANDAU BLACK		221.8		443.6	1553	FAST BLUE		239.5		479.0		
1550	RED OXIDE		369.3		738.6	1552	FAST RED		338.1		676.2		
1553	FAST BLUE		414.7		829.4	1501	LANDAU BLACK		411.9		823.8		
1554	TINTING WHITE		430.5		861.0	1508	SILVER		424.7		849.4		
			0.0		0.0				0.0		0.0		
			0.0		0.0				0.0		0.0		
						MUST TOPCOAT WITH 1300 HIGH GLOSS CLEAR							
4387 GINGER PRINT						CM 89 INT		4394 DIAMOND BLUE MET				CM 89 EXT	
						TRIM CODE T5						TRIM CODE C1	
1559	YELLOW OXIDE		364.5		729.0	1508	SILVER		338.5		677.0		
1550	RED OXIDE		418.1		836.2	1553	FAST BLUE		387.4		774.8		
1554	TINTING WHITE		429.0		858.0	1552	FAST RED		423.9		847.8		
1501	LANDAU BLACK		435.5		871.0	1501	LANDAU BLACK		429.0		858.0		
			0.0		0.0				0.0		0.0		
			0.0		0.0				0.0		0.0		
						MUST TOPCOAT WITH 1300 HIGH GLOSS CLEAR							
4388 TUNDRA						CM 89		4395 LT MAHOGANY MET				CM 89 EXT	
						TRIM CODE T7						TRIM CODE H6	
1559	YELLOW OXIDE		252.4		504.8	1552	FAST RED		260.0		520.0		
1554	TINTING WHITE		364.0		728.0	1553	FAST BLUE		333.2		666.4		
1550	RED OXIDE		406.7		813.4	1551	FAST YELLOW		381.7		763.4		
1501	LANDAU BLACK		440.4		880.8	1508	SILVER		425.5		851.0		
			0.0		0.0				0.0		0.0		
			0.0		0.0				0.0		0.0		
MUST TOPCOAT WITH 1302 LOW LUSTER CLEAR						MUST TOPCOAT WITH 1301 SATIN GLOSS CLEAR							
4389 LT CHAMPAGNE						CM 89 INT		4396 MED MAHOGANY MET				CM 89 EXT	
						TRIM CODE V4						TRIM CODE H8	
1302	LOW LUSTER CLEAR		146.2		292.4	1552	FAST RED		269.6		539.2		
1554	TINTING WHITE		288.9		577.8	1553	FAST BLUE		371.6		743.2		
1559	YELLOW OXIDE		417.3		834.6	1551	FAST YELLOW		420.7		841.4		
1550	RED OXIDE		430.2		860.4	1508	SILVER		424.8		849.6		
1501	LANDAU BLACK		438.4		876.8				0.0		0.0		
			0.0		0.0				0.0		0.0		
						MUST TOPCOAT WITH 1301 SATIN GLOSS CLEAR							
4390 MED CHAMPAGNE						GM 89 INT		4397 LT TAUPE MET				CM 89 EXT	
						TRIM CODE V8						TRIM CODE L3	
1559	YELLOW OXIDE		225.0		450.0	1508	SILVER		239.5		479.0		
1554	TINTING WHITE		380.4		760.8	1552	FAST RED		335.3		670.6		
1550	RED OXIDE		415.2		830.4	1551	FAST YELLOW		394.6		789.2		
1501	LANDAU BLACK		443.1		886.2	1501	LANDAU BLACK		428.1		856.2		
			0.0		0.0				0.0		0.0		
			0.0		0.0				0.0		0.0		
						MUST TOPCOAT WITH 1301 SATIN GLOSS CLEAR							
4391 LT QUARTZ						CM 89 INT		4398 MED TAUPE MET				CM 89 EXT	
						TRIM CODE W8						TRIM CODE L6	
1554	TINTING WHITE		349.5		699.0	1552	FAST RED		165.7		331.4		
1559	YELLOW OXIDE		398.3		796.6	1508	SILVER		268.6		537.2		
1501	LANDAU BLACK		426.2		852.4	1501	LANDAU BLACK		357.3		714.6		
1550	RED OXIDE		453.7		907.4	1551	FAST YELLOW		426.7		853.4		
			0.0		0.0				0.0		0.0		
			0.0		0.0				0.0		0.0		
						MUST TOPCOAT WITH 1301 SATIN GLOSS CLEAR							

				PINTS		QUARTS						PINTS		QUARTS	
4457-4470				GRAMS								GRAMS			
4457 LOTUS WHITE BMW M SERIES								4464 LT NAVY A3282 RR/B							
1554	TINTING WHITE	376.2	752.4	1553	FAST BLUE	303.2	606.4								
1559	YELLOW OXIDE	435.1	870.2	1501	LANDAU BLACK	408.3	816.6								
1501	LANDAU BLACK	445.5	891.0	1554	TINTING WHITE	425.5	851.0								
1550	RED OXIDE	455.5	911.0			0.0	0.0								
		0.0	0.0			0.0	0.0								
		0.0	0.0			0.0	0.0								
								MUST TOPCOAT WITH 1302 LOW LUSTER CLEAR							
4458 MED SLATE GRAY GM 90 INT TRIM CODE 15BN								4465 TAN A846 RR/B							
1554	TINTING WHITE	357.1	714.2	1559	YELLOW OXIDE	253.8	507.6								
1501	LANDAU BLACK	416.4	832.8	1554	TINTING WHITE	366.4	732.8								
1559	YELLOW OXIDE	439.0	878.0	1550	RED OXIDE	432.4	864.8								
1550	RED OXIDE	453.6	907.2	1501	LANDAU BLACK	441.2	882.4								
		0.0	0.0			0.0	0.0								
		0.0	0.0			0.0	0.0								
4459 ROVER GRAY A5032 RR/B								4466 PARCHMENT A3672 RR/B							
1554	TINTING WHITE	254.4	508.8	1554	TINTING WHITE	236.7	473.4								
1501	LANDAU BLACK	354.2	708.4	1302	LOW LUSTER CLEAR	384.4	768.8								
1559	YELLOW OXIDE	408.6	817.2	1559	YELLOW OXIDE	436.5	873.0								
1550	RED OXIDE	447.1	894.2	1550	RED OXIDE	441.0	882.0								
		0.0	0.0	1501	LANDAU BLACK	443.7	887.4								
		0.0	0.0			0.0	0.0								
4460 COFFEE BEIGE A4184 RR/B								4467 BISCUIT A4103 RR/B							
1559	YELLOW OXIDE	219.0	438.0	1559	YELLOW OXIDE	242.8	485.6								
1554	TINTING WHITE	360.2	720.4	1554	TINTING WHITE	392.8	785.6								
1550	RED OXIDE	422.6	845.2	1550	RED OXIDE	439.2	878.4								
1501	LANDAU BLACK	442.5	885.0	1501	LANDAU BLACK	443.2	886.4								
		0.0	0.0			0.0	0.0								
		0.0	0.0			0.0	0.0								
								MUST TOPCOAT WITH 1302 LOW LUSTER CLEAR							
4461 ROSSO RED A8300 RR/B								4468 BEIGE A3234 RR/B							
1552	FAST RED	240.2	480.4	1554	TINTING WHITE	152.0	304.0								
1551	FAST YELLOW	406.1	812.2	1302	LOW LUSTER CLEAR	298.2	596.4								
1554	TINTING WHITE	425.9	851.8	1559	YELLOW OXIDE	418.7	837.4								
1501	LANDAU BLACK	426.3	852.6	1550	RED OXIDE	431.5	863.0								
		0.0	0.0	1501	LANDAU BLACK	438.8	877.6								
		0.0	0.0			0.0	0.0								
4462 RR RED A3086 RR/B								4469 BLACK A8500 RR/B							
1302	LOW LUSTER CLEAR	209.1	418.2	1501	LANDAU BLACK	426.4	852.8								
1552	FAST RED	388.7	777.4			0.0	0.0								
1551	FAST YELLOW	415.0	830.0			0.0	0.0								
1554	TINTING WHITE	422.5	845.0			0.0	0.0								
1553	FAST BLUE	424.4	848.8			0.0	0.0								
		0.0	0.0			0.0	0.0								
								MUST TOPCOAT WITH 1302 LOW LUSTER CLEAR							
4463 BURGUNDY A893 RR/B								4470 WHITE A4169 RR/B							
1302	LOW LUSTER CLEAR	230.8	461.6	1554	TINTING WHITE	460.4	920.8								
1552	FAST RED	408.2	816.4			0.0	0.0								
1551	FAST YELLOW	415.4	830.8			0.0	0.0								
1554	TINTING WHITE	420.6	841.2			0.0	0.0								
1553	FAST BLUE	424.1	848.2			0.0	0.0								
		0.0	0.0			0.0	0.0								

				PINTS		QUARTS						PINTS		QUARTS									
				GRAMS								GRAMS											
4471 BLUEGRAY						A3244 RR/B 47-49						4478 CHESTNUT						A891 RR/B					
1554	TINTING WHITE		202.0		404.0	1550	RED OXIDE		145.5		291.0	1302	LOW LUSTER CLEAR		289.0		578.0	1559	YELLOW OXIDE		385.4		770.8
1501	LANDAU BLACK		361.7		723.4	1501	LANDAU BLACK		423.1		846.2	1551	FAST YELLOW		438.3		876.6	1554	TINTING WHITE		430.8		861.6
1551	FAST YELLOW		438.3		876.6				0.0		0.0				0.0		0.0				0.0		0.0
1552	FAST RED		441.1		882.2				0.0		0.0				0.0		0.0				0.0		0.0
MUST TOPCOAT WITH 1302 LOW LUSTER CLEAR																							
4472 RED						A3171 RR/B 70-90						4479 MAGNOLIA						A3997 RR/B 70					
1552	FAST RED		331.7		663.4	1554	TINTING WHITE		369.2		738.4	1559	YELLOW OXIDE		449.0		898.0	1550	RED OXIDE		453.7		907.4
1551	FAST YELLOW		411.4		822.8	1556	FAST GREEN		455.4		910.8				0.0		0.0				0.0		0.0
1554	TINTING WHITE		425.0		850.0				0.0		0.0				0.0		0.0				0.0		0.0
1501	LANDAU BLACK		426.3		852.6				0.0		0.0				0.0		0.0				0.0		0.0
MUST TOPCOAT WITH 1302 LOW LUSTER CLEAR												MUST TOPCOAT WITH 1302 LOW LUSTER CLEAR											
4473 LAKE BLUE						A3015 RR/B						4480 CREAM						A3099 RR/B					
1554	TINTING WHITE		201.1		402.2	1554	TINTING WHITE		274.1		548.2	1559	YELLOW OXIDE		434.8		869.6	1550	RED OXIDE		448.3		896.6
1501	LANDAU BLACK		395.0		790.0	1556	FAST GREEN		430.3		860.6	1501	LANDAU BLACK		450.1		900.2				0.0		0.0
1556	FAST GREEN		430.3		860.6				0.0		0.0				0.0		0.0				0.0		0.0
1553	FAST BLUE		441.0		882.0				0.0		0.0				0.0		0.0				0.0		0.0
MUST TOPCOAT WITH 1302 LOW LUSTER CLEAR												MUST TOPCOAT WITH 1302 LOW LUSTER CLEAR											
4474 LT BLUE						A4135 RR/B 89						4481 RR TAN						A4134 RR/B					
1554	TINTING WHITE		329.1		658.2	1559	YELLOW OXIDE		315.1		630.2	1550	RED OXIDE		382.5		765.0	1554	TINTING WHITE		425.8		851.6
1501	LANDAU BLACK		409.1		818.2	1550	RED OXIDE		382.5		765.0	1501	LANDAU BLACK		437.2		874.4				0.0		0.0
1553	FAST BLUE		447.0		894.0				0.0		0.0				0.0		0.0				0.0		0.0
1556	FAST GREEN		450.4		900.8				0.0		0.0				0.0		0.0				0.0		0.0
MUST TOPCOAT WITH 1302 LOW LUSTER CLEAR												MUST TOPCOAT WITH 1302 LOW LUSTER CLEAR											
4475 RR BLUE						A4133 RR/B 72						4482 SADDLE						A3128 RR/B					
1501	LANDAU BLACK		220.0		440.0	1554	TINTING WHITE		252.8		505.6	1551	FAST YELLOW		377.7		755.4	1552	FAST RED		438.2		876.4
1554	TINTING WHITE		340.8		681.6				0.0		0.0	1501	LANDAU BLACK		444.6		889.2				0.0		0.0
1553	FAST BLUE		421.0		842.0				0.0		0.0				0.0		0.0				0.0		0.0
1556	FAST GREEN		434.7		869.4				0.0		0.0				0.0		0.0				0.0		0.0
MUST TOPCOAT WITH 1302 LOW LUSTER CLEAR												MUST TOPCOAT WITH 1302 LOW LUSTER CLEAR											
4476 CHOCOLATE						A890 RR/B						4483 CINNAMON						A3243 RR/B					
1559	YELLOW OXIDE		129.8		259.6	1559	YELLOW OXIDE		263.0		526.0	1554	TINTING WHITE		398.5		797.0	1550	RED OXIDE		437.4		874.8
1501	LANDAU BLACK		228.5		457.0				0.0		0.0	1501	LANDAU BLACK		442.5		885.0				0.0		0.0
1550	RED OXIDE		318.9		637.8				0.0		0.0				0.0		0.0				0.0		0.0
1302	LOW LUSTER CLEAR		405.2		810.4				0.0		0.0				0.0		0.0				0.0		0.0
1554	TINTING WHITE		432.1		864.2				0.0		0.0				0.0		0.0				0.0		0.0
MUST TOPCOAT WITH 1302 LOW LUSTER CLEAR												MUST TOPCOAT WITH 1302 LOW LUSTER CLEAR											
4477 MINK						A4186 RR/B						4484 FAWN						A847 RR/B					
1302	LOW LUSTER CLEAR		145.9		291.8	1559	YELLOW OXIDE		250.0		500.0	1554	TINTING WHITE		401.9		803.8	1550	RED OXIDE		429.5		859.0
1554	TINTING WHITE		276.2		552.4				0.0		0.0	1501	LANDAU BLACK		443.1		886.2				0.0		0.0
1552	FAST RED		342.6		685.2				0.0		0.0				0.0		0.0				0.0		0.0
1551	FAST YELLOW		397.2		794.4				0.0		0.0				0.0		0.0				0.0		0.0
1501	LANDAU BLACK		434.3		868.6				0.0		0.0				0.0		0.0				0.0		0.0
MUST TOPCOAT WITH 1302 LOW LUSTER CLEAR												MUST TOPCOAT WITH 1302 LOW LUSTER CLEAR											

		PINTS		QUARTS				PINTS		QUARTS	
				GRAMS						GRAMS	
4513 SLATE GRAY						GM 90 EXT		4520 SANDALWOOD			
						TRIM CODE 18T		FM 90 BUMPER			
1554	TINTING WHITE		390.7		781.4	1501	LANDAU BLACK		141.2		282.4
1501	LANDAU BLACK		428.9		857.8	1508	SILVER		267.2		534.4
1559	YELLOW OXIDE		445.7		891.4	1552	FAST RED		371.8		743.6
1550	RED OXIDE		455.7		911.4	1551	FAST YELLOW		427.0		854.0
			0.0		0.0				0.0		0.0
			0.0		0.0				0.0		0.0
						MUST TOPCOAT WITH 1301 SATIN GLOSS CLEAR					
4514 LT AUBURN MET						GM 90 EXT		4521 GRAPHITE			
						TRIM CODE 64T		FM 90 BUMPER			
1552	FAST RED		186.1		372.2	1501	LANDAU BLACK		241.2		482.4
1508	SILVER		313.7		627.4	1553	FAST BLUE		304.7		609.4
1551	FAST YELLOW		389.5		779.0	1508	SILVER		367.8		735.6
1501	LANDAU BLACK		426.9		853.8	1552	FAST RED		426.4		852.8
			0.0		0.0				0.0		0.0
			0.0		0.0				0.0		0.0
						MUST TOPCOAT WITH 1300 HIGH GLOSS CLEAR					
4515 DK AUBURN MET						GM 90 EXT		4522 DK RED			
						TRIM CODE 66T		GM 90			
1552	FAST RED		320.7		641.4	1552	FAST RED		369.9		739.8
1501	LANDAU BLACK		370.9		741.8	1550	RED OXIDE		415.5		831.0
1551	FAST YELLOW		416.0		832.0	1553	FAST BLUE		423.2		846.4
1508	SILVER		425.5		851.0	1554	TINTING WHITE		426.6		853.2
			0.0		0.0				0.0		0.0
			0.0		0.0				0.0		0.0
						MUST TOPCOAT WITH 1300 HIGH GLOSS CLEAR					
4516 MED SLATE GRAY MET						GM 90 EXT		4523 LT TITANIUM			
						TRIM CODE 85T		FM 90			
1508	SILVER		179.5		359.0	1554	TINTING WHITE		227.9		455.8
1501	LANDAU BLACK		271.8		543.6	1302	LOW LUSTER CLEAR		373.8		747.6
1552	FAST RED		363.0		726.0	1559	YELLOW OXIDE		410.3		820.6
1553	FAST BLUE		427.4		854.8	1501	LANDAU BLACK		426.9		853.8
			0.0		0.0	1550	RED OXIDE		442.9		885.8
			0.0		0.0				0.0		0.0
						MUST TOPCOAT WITH 1300 HIGH GLOSS CLEAR					
4517 OXFORD WHITE						FM 90		4524 DK BISQUE			
						TRIM CODE W		FM 90			
1554	TINTING WHITE		452.5		905.0	1559	YELLOW OXIDE		144.7		289.4
1559	YELLOW OXIDE		456.6		913.2	1302	LOW LUSTER CLEAR		289.4		578.8
1501	LANDAU BLACK		459.8		919.6	1554	TINTING WHITE		373.1		746.2
			0.0		0.0	1550	RED OXIDE		407.0		814.0
			0.0		0.0	1501	LANDAU BLACK		434.7		869.4
			0.0		0.0				0.0		0.0
4518 VERY DK RED						GM 90 TR		4525 BISQUE			
						TRIM CODE 47DN		FM 90			
1552	FAST RED		319.8		639.6	1554	TINTING WHITE		222.7		445.4
1550	RED OXIDE		371.6		743.2	1302	LOW LUSTER CLEAR		370.2		740.4
1501	LANDAU BLACK		416.0		832.0	1559	YELLOW OXIDE		433.9		867.8
1554	TINTING WHITE		427.5		855.0	1550	RED OXIDE		438.9		877.8
			0.0		0.0	1501	LANDAU BLACK		442.7		885.4
			0.0		0.0				0.0		0.0
						MUST TOPCOAT WITH 1302 LOW LUSTER CLEAR					
4519 DK RED						GM 90 TR		4526 DK QUARTZ MET			
						TRIM CODE 47CN		CM 90 EXT			
1552	FAST RED		251.3		502.6	1501	LANDAU BLACK		196.2		392.4
1302	LOW LUSTER CLEAR		393.1		786.2	1508	SILVER		330.8		661.6
1550	RED OXIDE		413.0		826.0	1552	FAST RED		401.7		803.4
1554	TINTING WHITE		419.6		839.2	1553	FAST BLUE		427.2		854.4
1501	LANDAU BLACK		425.4		850.8				0.0		0.0
			0.0		0.0				0.0		0.0
						MUST TOPCOAT WITH 1301 SATIN GLOSS CLEAR					

4527-4540		PINTS		QUARTS		PINTS		QUARTS	
		GRAMS		GRAMS				GRAMS	
4527	PASTEL ALABASTER	FM 90 EXT TRIM CODE H				4534	DK SLATE GRAY MET	GM 90 EXT TRIM CODE 99T	
1554	TINTING WHITE	420.2	840.4	1501	LANDAU BLACK	125.4	250.8		
1559	YELLOW OXIDE	451.3	902.6	1508	SILVER	235.4	470.8		
1550	RED OXIDE	455.9	911.8	1553	FAST BLUE	333.1	666.2		
1501	LANDAU BLACK	458.2	916.4	1552	FAST RED	426.5	853.0		
		0.0	0.0			0.0	0.0		
		0.0	0.0			0.0	0.0		
				MUST TOPCOAT WITH 1300 HIGH GLOSS CLEAR					
4528	MED CURRANT RED	FM 90 EXT TRIM CODE A				4535	WHITE	FM 87 T BIRD	
1552	FAST RED	416.0	832.0	1554	TINTING WHITE	416.8	833.6		
1554	TINTING WHITE	421.9	843.8	1552	FAST RED	436.0	872.0		
1553	FAST BLUE	425.7	851.4	1551	FAST YELLOW	450.7	901.4		
		0.0	0.0	1556	FAST GREEN	457.1	914.2		
		0.0	0.0			0.0	0.0		
		0.0	0.0			0.0	0.0		
4529	LT BUCKSKIN MET	CM 90 EXT TRIM CODE V3				4536	LT RED MET	FM 57 T BIRD	
1508	SILVER	350.1	700.2	1552	FAST RED	206.4	412.8		
1551	FAST YELLOW	381.5	763.0	1508	SILVER	303.6	607.2		
1552	FAST RED	409.7	819.4	1554	TINTING WHITE	368.7	737.4		
1501	LANDAU BLACK	429.4	858.8	1551	FAST YELLOW	420.8	841.6		
		0.0	0.0	1501	LANDAU BLACK	431.4	862.8		
		0.0	0.0			0.0	0.0		
MUST TOPCOAT WITH 1301 SATIN GLOSS CLEAR				MUST TOPCOAT WITH 1301 SATIN GLOSS CLEAR					
4530	DUSTY ROSE MET	CM 90 EXT TRIM CODE M7				4537	LT GREEN	FM 57 T BIRD	
1552	FAST RED	372.3	744.6	1559	YELLOW OXIDE	237.9	475.8		
1553	FAST BLUE	408.0	816.0	1554	TINTING WHITE	416.5	833.0		
1508	SILVER	425.4	850.8	1553	FAST BLUE	439.7	879.4		
		0.0	0.0	1501	LANDAU BLACK	444.2	888.4		
		0.0	0.0			0.0	0.0		
		0.0	0.0			0.0	0.0		
MUST TOPCOAT WITH 1301 SATIN GLOSS CLEAR									
4531	DK SAPPHIRE BLUE	GM 90 CONV				4538	DK GREEN	FM 57 T BIRD	
1553	FAST BLUE	188.6	377.2	1554	TINTING WHITE	203.6	407.2		
1501	LANDAU BLACK	320.4	640.8	1551	FAST YELLOW	327.0	654.0		
1556	FAST GREEN	386.3	772.6	1553	FAST BLUE	393.5	787.0		
1554	TINTING WHITE	428.0	856.0	1501	LANDAU BLACK	440.6	881.2		
		0.0	0.0			0.0	0.0		
		0.0	0.0			0.0	0.0		
4532	LT QUARTZ MET	CM 90 EXT TRIM CODE D1				4539	LT BLUE	FM 57 T BIRD	
1508	SILVER	401.4	802.8	1554	TINTING WHITE	258.4	516.8		
1552	FAST RED	420.5	841.0	1302	LOW LUSTER CLEAR	406.5	813.0		
1501	LANDAU BLACK	427.0	854.0	1501	LANDAU BLACK	421.3	842.6		
1553	FAST BLUE	430.0	860.0	1553	FAST BLUE	434.6	869.2		
		0.0	0.0	1559	YELLOW OXIDE	444.3	888.6		
		0.0	0.0			0.0	0.0		
MUST TOPCOAT WITH 1301 SATIN GLOSS CLEAR									
4533	DK TITANIUM	FM 89 BUMPER TRIM CODE J				4540	DK BLUE	FM 57 T BIRD	
1501	LANDAU BLACK	260.3	520.6	1554	TINTING WHITE	158.2	316.4		
1508	SILVER	401.0	802.0	1302	LOW LUSTER CLEAR	303.6	607.2		
1552	FAST RED	421.2	842.4	1501	LANDAU BLACK	362.4	724.8		
1551	FAST YELLOW	427.7	855.4	1553	FAST BLUE	420.6	841.2		
		0.0	0.0	1556	FAST GREEN	436.3	872.6		
		0.0	0.0			0.0	0.0		
MUST TOPCOAT WITH 1301 SATIN GLOSS CLEAR									



4541-4554				PINTS		QUARTS	
				GRAMS		GRAMS	
4541 LT BEECHWOOD GM 90 CONV				4548 RADIANT RED CM 90 TRIM CODE RC			
1559	YELLOW OXIDE	246.9	493.8	1552	FAST RED	222.6	445.2
1550	RED OXIDE	386.2	772.4	1302	LOW LUSTER CLEAR	363.5	727.0
1553	FAST BLUE	417.1	834.2	1551	FAST YELLOW	406.6	813.2
1554	TINTING WHITE	435.5	871.0	1550	RED OXIDE	416.0	832.0
		0.0	0.0	1554	TINTING WHITE	425.3	850.6
		0.0	0.0			0.0	0.0
4542 WHITE GM 90 CONV				4549 SLATE BLUE CM 90 INT TRIM CODE B7			
1554	TINTING WHITE	449.6	899.2	1302	LOW LUSTER CLEAR	143.8	287.6
1559	YELLOW OXIDE	457.9	915.8	1553	FAST BLUE	235.6	471.2
1501	LANDAU BLACK	459.7	919.4	1550	RED OXIDE	317.4	634.8
		0.0	0.0	1554	TINTING WHITE	391.3	782.6
		0.0	0.0	1501	LANDAU BLACK	431.6	863.2
		0.0	0.0			0.0	0.0
4543 DK SILVER MET CM 90 EXT TRIM CODE S7				4550 CRIMSON CM 90-91 TRIM CODE MA			
1508	SILVER	188.5	377.0	1552	FAST RED	259.0	518.0
1501	LANDAU BLACK	355.5	711.0	1302	LOW LUSTER CLEAR	400.9	801.8
1553	FAST BLUE	396.1	792.2	1550	RED OXIDE	413.8	827.6
1552	FAST RED	427.9	855.8	1554	TINTING WHITE	422.2	844.4
		0.0	0.0	1501	LANDAU BLACK	425.4	850.8
		0.0	0.0			0.0	0.0
MUST TOPCOAT WITH 1301 SATIN GLOSS CLEAR							
4544 LT BLUE SATIN GLOW CM 90 EXT TRIM CODE BD				4551 SLATE BLUE CM 90 TRIM CODE BE			
1552	FAST RED	138.2	276.4	1302	LOW LUSTER CLEAR	140.6	281.2
1553	FAST BLUE	273.4	546.8	1553	FAST BLUE	249.6	499.2
1508	SILVER	377.4	754.8	1550	RED OXIDE	339.5	679.0
1554	TINTING WHITE	429.9	859.8	1554	TINTING WHITE	394.9	789.8
		0.0	0.0	1501	LANDAU BLACK	430.4	860.8
		0.0	0.0			0.0	0.0
MUST TOPCOAT WITH 1301 SATIN GLOSS CLEAR							
4545 MED WATER BLUE MET CM 90 EXT TRIM CODE BF				4552 GINGER CM 90 INT TRIM CODE T5			
1553	FAST BLUE	207.3	414.6	1559	YELLOW OXIDE	226.5	453.0
1552	FAST RED	339.3	678.6	1302	LOW LUSTER CLEAR	370.1	740.2
1501	LANDAU BLACK	378.5	757.0	1550	RED OXIDE	408.2	816.4
1508	SILVER	408.7	817.4	1554	TINTING WHITE	425.5	851.0
1554	TINTING WHITE	426.3	852.6	1501	LANDAU BLACK	431.6	863.2
		0.0	0.0			0.0	0.0
MUST TOPCOAT WITH 1301 SATIN GLOSS CLEAR							
4546 RADIANT FIRE CM 90 DUST BOOT COVER TRIM CODE RB				4553 GRAY MET GM 88-89 BUMPER			
1552	FAST RED	330.9	661.8	1501	LANDAU BLACK	315.6	631.2
1551	FAST YELLOW	415.7	831.4	1508	SILVER	412.7	825.4
1554	TINTING WHITE	426.0	852.0	1551	FAST YELLOW	427.3	854.6
		0.0	0.0			0.0	0.0
		0.0	0.0			0.0	0.0
		0.0	0.0			0.0	0.0
MUST TOPCOAT WITH 1300 HIGH GLOSS CLEAR				MUST TOPCOAT WITH 1301 SATIN GLOSS CLEAR			
4547 FROST WHITE CM 90 INT TRIM CODE WC				4554 BLUE ACURA			
1554	TINTING WHITE	445.1	890.2	1501	LANDAU BLACK	235.0	470.0
1559	YELLOW OXIDE	452.5	905.0	1554	TINTING WHITE	338.8	677.6
1501	LANDAU BLACK	459.0	918.0	1302	LOW LUSTER CLEAR	418.8	837.6
1550	RED OXIDE	459.5	919.0	1559	YELLOW OXIDE	433.6	867.2
		0.0	0.0			0.0	0.0
		0.0	0.0			0.0	0.0

				PINTS		QUARTS						PINTS		QUARTS	
4555-4568				GRAMS								GRAMS			
4555 CHARCOAL BLACK ACURA 88								4562 GRAPHITE FM 90 BUMPER TRIM CODE P							
1501	LANDAU BLACK	221.3	442.6	1501	LANDAU BLACK	241.2	482.4	1501	LANDAU BLACK	241.2	482.4	1501	LANDAU BLACK	241.2	482.4
1554	TINTING WHITE	310.5	621.0	1553	FAST BLUE	304.7	609.4	1553	FAST BLUE	304.7	609.4	1553	FAST BLUE	304.7	609.4
1551	FAST YELLOW	380.5	761.0	1508	SILVER	367.8	735.6	1508	SILVER	367.8	735.6	1508	SILVER	367.8	735.6
1552	FAST RED	432.6	865.2	1552	FAST RED	426.4	852.8	1552	FAST RED	426.4	852.8	1552	FAST RED	426.4	852.8
		0.0	0.0			0.0	0.0			0.0	0.0			0.0	0.0
		0.0	0.0			0.0	0.0			0.0	0.0			0.0	0.0
								MUST TOPCOAT WITH 1300 HIGH GLOSS CLEAR							
4556 IVORY ACURA								4563 LT TITANIUM FM 90 BUMPER TRIM CODE A							
1554	TINTING WHITE	193.1	386.2	1508	SILVER	358.5	717.0	1508	SILVER	358.5	717.0	1508	SILVER	358.5	717.0
1559	YELLOW OXIDE	316.7	633.4	1501	LANDAU BLACK	397.2	794.4	1501	LANDAU BLACK	397.2	794.4	1501	LANDAU BLACK	397.2	794.4
1302	LOW LUSTER CLEAR	405.2	810.4	1552	FAST RED	421.4	842.8	1552	FAST RED	421.4	842.8	1552	FAST RED	421.4	842.8
1550	RED OXIDE	424.6	849.2	1551	FAST YELLOW	429.6	859.2	1551	FAST YELLOW	429.6	859.2	1551	FAST YELLOW	429.6	859.2
1501	LANDAU BLACK	442.5	885.0			0.0	0.0			0.0	0.0			0.0	0.0
		0.0	0.0			0.0	0.0			0.0	0.0			0.0	0.0
								MUST TOPCOAT WITH 1300 HIGH GLOSS CLEAR							
4557 BURGUNDY ACURA 88-89								4564 LT SANDALWOOD FM 90 BUMPER TRIM CODE Z							
1550	RED OXIDE	208.6	417.2	1508	SILVER	305.3	610.6	1508	SILVER	305.3	610.6	1508	SILVER	305.3	610.6
1501	LANDAU BLACK	399.3	798.6	1552	FAST RED	360.4	720.8	1552	FAST RED	360.4	720.8	1552	FAST RED	360.4	720.8
1554	TINTING WHITE	427.6	855.2	1551	FAST YELLOW	397.3	794.6	1551	FAST YELLOW	397.3	794.6	1551	FAST YELLOW	397.3	794.6
1559	YELLOW OXIDE	433.3	866.6	1501	LANDAU BLACK	429.0	858.0	1501	LANDAU BLACK	429.0	858.0	1501	LANDAU BLACK	429.0	858.0
		0.0	0.0			0.0	0.0			0.0	0.0			0.0	0.0
		0.0	0.0			0.0	0.0			0.0	0.0			0.0	0.0
								MUST TOPCOAT WITH 1301 SATIN GLOSS CLEAR							
4558 MED WOODROSE FM 90 EXT TRIM CODE C								4565 DK MAPLE RED GM 90 INT TRIM CODE 70CN							
1550	RED OXIDE	184.7	369.4	1552	FAST RED	189.6	379.2	1552	FAST RED	189.6	379.2	1552	FAST RED	189.6	379.2
1501	LANDAU BLACK	361.3	722.6	1550	RED OXIDE	300.6	601.2	1550	RED OXIDE	300.6	601.2	1550	RED OXIDE	300.6	601.2
1559	YELLOW OXIDE	427.3	854.6	1302	LOW LUSTER CLEAR	386.1	772.2	1302	LOW LUSTER CLEAR	386.1	772.2	1302	LOW LUSTER CLEAR	386.1	772.2
1554	TINTING WHITE	432.0	864.0	1501	LANDAU BLACK	418.9	837.8	1501	LANDAU BLACK	418.9	837.8	1501	LANDAU BLACK	418.9	837.8
		0.0	0.0	1554	TINTING WHITE	428.2	856.4	1554	TINTING WHITE	428.2	856.4	1554	TINTING WHITE	428.2	856.4
		0.0	0.0			0.0	0.0			0.0	0.0			0.0	0.0
4559 EBONY FM 90 INT TRIM CODE H								4566 DK SLATE GM 90 INT TRIM CODE 15C							
1501	LANDAU BLACK	237.8	475.6	1302	LOW LUSTER CLEAR	144.3	288.6	1302	LOW LUSTER CLEAR	144.3	288.6	1302	LOW LUSTER CLEAR	144.3	288.6
1302	LOW LUSTER CLEAR	379.9	759.8	1554	TINTING WHITE	275.0	550.0	1554	TINTING WHITE	275.0	550.0	1554	TINTING WHITE	275.0	550.0
1559	YELLOW OXIDE	401.9	803.8	1501	LANDAU BLACK	397.2	794.4	1501	LANDAU BLACK	397.2	794.4	1501	LANDAU BLACK	397.2	794.4
1553	FAST BLUE	414.9	829.8	1559	YELLOW OXIDE	419.9	839.8	1559	YELLOW OXIDE	419.9	839.8	1559	YELLOW OXIDE	419.9	839.8
1554	TINTING WHITE	426.2	852.4	1550	RED OXIDE	435.5	871.0	1550	RED OXIDE	435.5	871.0	1550	RED OXIDE	435.5	871.0
		0.0	0.0			0.0	0.0			0.0	0.0			0.0	0.0
4560 TWILIGHT BLUE FM 89-90 TRIM CODE B								4567 DK AUBURN GM 90 INT TRIM CODE 68							
1553	FAST BLUE	235.6	471.2	1559	YELLOW OXIDE	183.6	367.2	1559	YELLOW OXIDE	183.6	367.2	1559	YELLOW OXIDE	183.6	367.2
1556	FAST GREEN	368.5	737.0	1552	FAST RED	327.8	655.6	1552	FAST RED	327.8	655.6	1552	FAST RED	327.8	655.6
1501	LANDAU BLACK	419.4	838.8	1302	LOW LUSTER CLEAR	413.8	827.6	1302	LOW LUSTER CLEAR	413.8	827.6	1302	LOW LUSTER CLEAR	413.8	827.6
1508	SILVER	424.6	849.2	1501	LANDAU BLACK	428.8	857.6	1501	LANDAU BLACK	428.8	857.6	1501	LANDAU BLACK	428.8	857.6
		0.0	0.0			0.0	0.0			0.0	0.0			0.0	0.0
		0.0	0.0			0.0	0.0			0.0	0.0			0.0	0.0
4561 SILVER FM 89 BUMPER TRIM CODE P								4568 MED WEDGEWOOD BLUE FM 78-80 TRIM CODE B							
1508	SILVER	420.6	841.2	1554	TINTING WHITE	217.1	434.2	1554	TINTING WHITE	217.1	434.2	1554	TINTING WHITE	217.1	434.2
1501	LANDAU BLACK	427.3	854.6	1501	LANDAU BLACK	328.9	657.8	1501	LANDAU BLACK	328.9	657.8	1501	LANDAU BLACK	328.9	657.8
1551	FAST YELLOW	429.0	858.0	1553	FAST BLUE	419.8	839.6	1553	FAST BLUE	419.8	839.6	1553	FAST BLUE	419.8	839.6
1552	FAST RED	430.3	860.6	1556	FAST GREEN	439.2	878.4	1556	FAST GREEN	439.2	878.4	1556	FAST GREEN	439.2	878.4
		0.0	0.0			0.0	0.0			0.0	0.0			0.0	0.0
		0.0	0.0			0.0	0.0			0.0	0.0			0.0	0.0
MUST TOPCOAT WITH 1300 HIGH GLOSS CLEAR								MUST TOPCOAT WITH 1302 LOW LUSTER CLEAR							

4569-4582		PINTS		QUARTS		PINTS		QUARTS	
		GRAMS		GRAMS				GRAMS	
4569 BLACK		VOLVO (240/740)		4576 GREY		VOLVO (760)			
1501	LANDAU BLACK	426.4	852.8	1302	LOW LUSTER CLEAR	143.9	287.8		
		0.0	0.0	1501	LANDAU BLACK	254.7	509.4		
		0.0	0.0	1559	YELLOW OXIDE	343.5	687.0		
		0.0	0.0	1554	TINTING WHITE	401.9	803.8		
		0.0	0.0	1550	RED OXIDE	431.7	863.4		
		0.0	0.0			0.0	0.0		
MUST TOPCOAT WITH 1302 LOW LUSTER CLEAR									
4570 BLACK		VOLVO (760/780)		4577 BEIGE		VOLVO (240)			
1501	LANDAU BLACK	426.4	852.8	1559	YELLOW OXIDE	206.0	412.0		
		0.0	0.0	1302	LOW LUSTER CLEAR	350.5	701.0		
		0.0	0.0	1554	TINTING WHITE	401.8	803.6		
		0.0	0.0	1550	RED OXIDE	427.0	854.0		
		0.0	0.0	1501	LANDAU BLACK	433.4	866.8		
		0.0	0.0			0.0	0.0		
4571 BLUE		VOLVO (740 GL)		4578 BEIGE		VOLVO (740)			
1553	FAST BLUE	205.8	411.6	1302	LOW LUSTER CLEAR	143.4	286.8		
1501	LANDAU BLACK	367.4	734.8	1554	TINTING WHITE	264.7	529.4		
1554	TINTING WHITE	412.4	824.8	1551	FAST YELLOW	356.8	713.6		
1552	FAST RED	428.3	856.6	1552	FAST RED	411.3	822.6		
		0.0	0.0	1501	LANDAU BLACK	433.7	867.4		
		0.0	0.0			0.0	0.0		
4572 BLUE		VOLVO (780)		4579 BEIGE		VOLVO (780)			
1302	LOW LUSTER CLEAR	141.7	283.4	1559	YELLOW OXIDE	218.2	436.4		
1501	LANDAU BLACK	257.2	514.4	1554	TINTING WHITE	317.0	634.0		
1553	FAST BLUE	367.2	734.4	1302	LOW LUSTER CLEAR	404.4	808.8		
1554	TINTING WHITE	421.1	842.2	1550	RED OXIDE	432.8	865.6		
1550	RED OXIDE	428.5	857.0	1501	LANDAU BLACK	437.8	875.6		
		0.0	0.0			0.0	0.0		
4573 RED		VOLVO (740 GL)		4580 BEIGE		VOLVO (760)			
1550	RED OXIDE	241.9	483.8	1559	YELLOW OXIDE	179.9	359.8		
1302	LOW LUSTER CLEAR	385.6	771.2	1302	LOW LUSTER CLEAR	324.8	649.6		
1552	FAST RED	408.3	816.6	1554	TINTING WHITE	392.3	784.6		
1501	LANDAU BLACK	421.8	843.6	1550	RED OXIDE	428.2	856.4		
1554	TINTING WHITE	431.0	862.0	1501	LANDAU BLACK	434.3	868.6		
		0.0	0.0			0.0	0.0		
4574 RED		VOLVO (760)		4581 GRAPHITE		AUDI			
1552	FAST RED	209.9	419.8	1501	LANDAU BLACK	165.8	331.6		
1302	LOW LUSTER CLEAR	351.5	703.0	1302	LOW LUSTER CLEAR	308.9	617.8		
1551	FAST YELLOW	399.4	798.8	1559	YELLOW OXIDE	379.1	758.2		
1501	LANDAU BLACK	413.8	827.6	1554	TINTING WHITE	414.5	829.0		
1554	TINTING WHITE	425.1	850.2	1550	RED OXIDE	429.3	858.6		
		0.0	0.0			0.0	0.0		
4575 TAUPE		VOLVO (780)		4582 PLATINUM GREY		AUDI			
1559	YELLOW OXIDE	184.6	369.2	1302	LOW LUSTER CLEAR	145.2	290.4		
1554	TINTING WHITE	281.2	562.4	1554	TINTING WHITE	258.2	516.4		
1501	LANDAU BLACK	365.9	731.8	1559	YELLOW OXIDE	350.5	701.0		
1550	RED OXIDE	438.7	877.4	1501	LANDAU BLACK	410.1	820.2		
		0.0	0.0	1550	RED OXIDE	435.8	871.6		
		0.0	0.0			0.0	0.0		

				PINTS		QUARTS						PINTS		QUARTS	
4583-4596				GRAMS								GRAMS			
4583 NAUTICAL BLUE AUDI								4590 LEXUS GRAY LEXUS 90 LEATHER							
1501	LANDAU BLACK	292.7	585.4	1501	LANDAU BLACK	151.7	303.4	1554	TINTING WHITE	287.3	574.6	1559	YELLOW OXIDE	405.8	811.6
1554	TINTING WHITE	380.5	761.0	1554	TINTING WHITE	439.5	879.0	1550	RED OXIDE	0.0	0.0			0.0	0.0
1553	FAST BLUE	412.5	825.0			0.0	0.0			0.0	0.0				
1551	FAST YELLOW	432.6	865.2												
		0.0	0.0												
		0.0	0.0												
MUST TOPCOAT WITH 1302 LOW LUSTER CLEAR															
4584 RED SAAB								4591 BERYL GREEN MET CM 91 EXT TRIM CODE G6							
1550	RED OXIDE	214.3	428.6	1553	FAST BLUE	135.6	271.2	1556	FAST GREEN	240.0	480.0	1508	SILVER	336.8	673.6
1302	LOW LUSTER CLEAR	357.7	715.4	1556	FAST GREEN	426.1	852.2	1501	LANDAU BLACK	0.0	0.0			0.0	0.0
1501	LANDAU BLACK	393.6	787.2			0.0	0.0								
1553	FAST BLUE	425.6	851.2												
1554	TINTING WHITE	429.8	859.6												
		0.0	0.0												
								MUST TOPCOAT WITH 1301 SATIN GLOSS CLEAR							
4585 TAN SAAB								4592 KHAKI CM 91 TRIM CODE J7							
1559	YELLOW OXIDE	167.4	334.8	1554	TINTING WHITE	161.6	323.2	1302	LOW LUSTER CLEAR	307.9	615.8	1559	YELLOW OXIDE	409.7	819.4
1302	LOW LUSTER CLEAR	312.2	624.4	1302	LOW LUSTER CLEAR	427.3	854.6	1550	RED OXIDE	439.3	878.6	1501	LANDAU BLACK	0.0	0.0
1554	TINTING WHITE	375.9	751.8	1559	YELLOW OXIDE	0.0	0.0								
1550	RED OXIDE	423.1	846.2	1550	RED OXIDE	0.0	0.0								
1501	LANDAU BLACK	434.1	868.2	1501	LANDAU BLACK										
		0.0	0.0												
4586 GREY SAAB								4593 TEAL CM 91 EXT TRIM CODE P5							
1302	LOW LUSTER CLEAR	142.2	284.4	1553	FAST BLUE	250.3	500.6	1508	SILVER	352.6	705.2	1501	LANDAU BLACK	409.4	818.8
1501	LANDAU BLACK	274.7	549.4	1508	SILVER	425.6	851.2	1556	FAST GREEN	0.0	0.0			0.0	0.0
1559	YELLOW OXIDE	355.2	710.4	1501	LANDAU BLACK	0.0	0.0								
1550	RED OXIDE	395.1	790.2	1556	FAST GREEN										
1554	TINTING WHITE	430.2	860.4												
		0.0	0.0												
								MUST TOPCOAT WITH 1301 SATIN GLOSS CLEAR							
4587 TAN GM 90 PONTIAC								4594 SPICE CM 91 TRIM CODE TB							
1559	YELLOW OXIDE	283.2	566.4	1559	YELLOW OXIDE	215.5	431.0	1302	LOW LUSTER CLEAR	359.0	718.0	1550	RED OXIDE	400.9	801.8
1550	RED OXIDE	405.5	811.0	1302	LOW LUSTER CLEAR	418.8	837.6	1554	TINTING WHITE	431.5	863.0	1501	LANDAU BLACK	0.0	0.0
1501	LANDAU BLACK	434.6	869.2	1550	RED OXIDE	0.0	0.0								
		0.0	0.0	1554	TINTING WHITE										
		0.0	0.0	1501	LANDAU BLACK										
		0.0	0.0												
MUST TOPCOAT WITH 1302 LOW LUSTER CLEAR															
4588 DK STEEL BLUE GM 90 TRIM CODE 22CN								4595 FROST WHITE CM 91 EXT TRIM CODE WC							
1501	LANDAU BLACK	219.9	439.8	1554	TINTING WHITE	287.8	575.6	1302	LOW LUSTER CLEAR	436.4	872.8	1501	LANDAU BLACK	442.1	884.2
1554	TINTING WHITE	430.5	861.0	1302	LOW LUSTER CLEAR	445.7	891.4	1559	YELLOW OXIDE	446.3	892.6	1550	RED OXIDE	0.0	0.0
1550	RED OXIDE	442.2	884.4	1501	LANDAU BLACK	0.0	0.0								
		0.0	0.0	1559	YELLOW OXIDE										
		0.0	0.0	1550	RED OXIDE										
		0.0	0.0												
4589 LT BERYL MET FM 78 EXT TRIM CODE K								4596 DK SAND CM 91 TRIM CODE YC							
1508	SILVER	350.2	700.4	1554	TINTING WHITE	169.4	338.8	1302	LOW LUSTER CLEAR	306.2	612.4	1559	YELLOW OXIDE	410.1	820.2
1556	FAST GREEN	396.7	793.4	1302	LOW LUSTER CLEAR	428.2	856.4	1550	RED OXIDE	440.0	880.0	1501	LANDAU BLACK	0.0	0.0
1553	FAST BLUE	429.3	858.6	1559	YELLOW OXIDE	0.0	0.0								
		0.0	0.0	1550	RED OXIDE										
		0.0	0.0	1501	LANDAU BLACK										
		0.0	0.0												
MUST TOPCOAT WITH 1302 LOW LUSTER CLEAR															

4625-4638		PINTS	QUARTS			PINTS	QUARTS
		GRAMS				GRAMS	
4625 GRAPHITE MET		FM 91 BUMPER TRIM CODE P		4632 FLINT		STERLING 90	
1501	LANDAU BLACK	234.6	469.2	1302	LOW LUSTER CLEAR	143.9	287.8
1508	SILVER	307.9	615.8	1559	YELLOW OXIDE	254.3	508.6
1553	FAST BLUE	369.6	739.2	1501	LANDAU BLACK	335.3	670.6
1552	FAST RED	426.5	853.0	1554	TINTING WHITE	385.2	770.4
		0.0	0.0	1550	RED OXIDE	431.9	863.8
		0.0	0.0			0.0	0.0
MUST TOPCOAT WITH 1300 HIGH GLOSS CLEAR							
4626 MED PLATINUM		FM 91 BUMPER TRIM CODE P		4633 MINK		STERLING 90	
1501	LANDAU BLACK	227.7	455.4	1302	LOW LUSTER CLEAR	145.4	290.8
1508	SILVER	422.1	844.2	1554	TINTING WHITE	252.0	504.0
1553	FAST BLUE	428.1	856.2	1559	YELLOW OXIDE	358.6	717.2
		0.0	0.0	1550	RED OXIDE	407.8	815.6
		0.0	0.0	1501	LANDAU BLACK	436.1	872.2
		0.0	0.0			0.0	0.0
MUST TOPCOAT WITH 1301 SATIN GLOSS CLEAR							
4627 DK TITANIUM		FM 91 BUMPER TRIM CODE P		4634 YELLOW		FM 55 T BIRD	
1501	LANDAU BLACK	255.1	510.2	1554	TINTING WHITE	298.5	597.0
1508	SILVER	393.0	786.0	1551	FAST YELLOW	438.5	877.0
1552	FAST RED	412.8	825.6	1550	RED OXIDE	446.0	892.0
1551	FAST YELLOW	427.6	855.2	1556	FAST GREEN	448.2	896.4
		0.0	0.0			0.0	0.0
		0.0	0.0			0.0	0.0
MUST TOPCOAT WITH 1301 SATIN GLOSS CLEAR							
4628 BRIGHT TITANIUM		FM 91 BUMPER TRIM CODE K		4635 HONDA BUMPER GRAY		HONDA 84-90	
1508	SILVER	267.0	534.0	1501	LANDAU BLACK	272.7	545.4
1302	LOW LUSTER CLEAR	407.5	815.0	1559	YELLOW OXIDE	350.2	700.4
1552	FAST RED	421.6	843.2	1554	TINTING WHITE	410.8	821.6
1551	FAST YELLOW	427.5	855.0	1550	RED OXIDE	432.9	865.8
		0.0	0.0			0.0	0.0
		0.0	0.0			0.0	0.0
4629 STONE BEIGE		STERLING 90		4636 DK MAPLE MET		GM 91 EXT TRIM CODE 78T	
1554	TINTING WHITE	287.3	574.6	1552	FAST RED	369.5	739.0
1559	YELLOW OXIDE	420.9	841.8	1551	FAST YELLOW	393.5	787.0
1550	RED OXIDE	439.7	879.4	1553	FAST BLUE	410.6	821.2
1501	LANDAU BLACK	450.7	901.4	1508	SILVER	425.4	850.8
		0.0	0.0			0.0	0.0
		0.0	0.0			0.0	0.0
				MUST TOPCOAT WITH 1300 HIGH GLOSS CLEAR			
4630 AZURE BLUE		STERLING 90		4637 BLACK SAPPHIRE MET		GM 91 EXT TRIM CODE 28T	
1302	LOW LUSTER CLEAR	142.0	284.0	1553	FAST BLUE	353.9	707.8
1501	LANDAU BLACK	249.8	499.6	1551	FAST YELLOW	418.1	836.2
1552	FAST RED	326.8	653.6	1508	SILVER	423.9	847.8
1553	FAST BLUE	398.7	797.4			0.0	0.0
1554	TINTING WHITE	426.4	852.8			0.0	0.0
		0.0	0.0			0.0	0.0
				MUST TOPCOAT WITH 1300 HIGH GLOSS CLEAR			
4631 COFFEE BEIGE		STERLING 90		4638 LT SAPPHIRE BLUE MET		GM 91 EXT TRIM CODE 22T	
1302	LOW LUSTER CLEAR	145.2	290.4	1508	SILVER	255.3	510.6
1559	YELLOW OXIDE	290.1	580.2	1553	FAST BLUE	349.4	698.8
1554	TINTING WHITE	379.0	758.0	1552	FAST RED	404.2	808.4
1550	RED OXIDE	420.8	841.6	1554	TINTING WHITE	421.9	843.8
1501	LANDAU BLACK	435.3	870.6	1551	FAST YELLOW	429.4	858.8
		0.0	0.0			0.0	0.0
				MUST TOPCOAT WITH 1301 SATIN GLOSS CLEAR			

				PINTS		QUARTS	
4639-4652				GRAMS		GRAMS	
4639 TAUPE		GM 91 TRIM CODE 54BN		4646 L-2288 PALOMINO		FM INT MUSTANG 65-73	
1302	LOW LUSTER CLEAR	144.9	289.8	1559	YELLOW OXIDE	198.8	397.6
1554	TINTING WHITE	249.9	499.8	1554	TINTING WHITE	364.0	728.0
1559	YELLOW OXIDE	322.2	644.4	1550	RED OXIDE	426.2	852.4
1501	LANDAU BLACK	383.7	767.4	1501	LANDAU BLACK	443.9	887.8
1550	RED OXIDE	435.3	870.6			0.0	0.0
		0.0	0.0			0.0	0.0
4640 LT NEUTRAL		GM 91 INT TRIM CODE 52AM		4647 L-2290 WHITE		FM INT MUSTANG 65-73	
1554	TINTING WHITE	198.9	397.8	1554	TINTING WHITE	436.4	872.8
1302	LOW LUSTER CLEAR	346.9	693.8	1551	FAST YELLOW	448.3	896.6
1559	YELLOW OXIDE	414.0	828.0	1550	RED OXIDE	454.2	908.4
1550	RED OXIDE	429.7	859.4	1501	LANDAU BLACK	458.8	917.6
1501	LANDAU BLACK	441.4	882.8			0.0	0.0
		0.0	0.0			0.0	0.0
4641 L-957 RED		FM MUSTANG 65-73		4648 L-2503 IVY GOLD		FM MUSTANG 65-73	
1552	FAST RED	329.1	658.2	1508	SILVER	200.7	401.4
1551	FAST YELLOW	414.2	828.4	1554	TINTING WHITE	306.3	612.6
1554	TINTING WHITE	425.7	851.4	1551	FAST YELLOW	373.3	746.6
1553	FAST BLUE	426.1	852.2	1501	LANDAU BLACK	410.6	821.2
		0.0	0.0	1552	FAST RED	435.7	871.4
		0.0	0.0			0.0	0.0
				MUST TOPCOAT WITH 1301 SATIN GLOSS CLEAR			
4642 L-958 BLACK		FM MUSTANG 65-73		4649 L-2505 DK BLUE		FM MUSTANG 65-73	
1501	LANDAU BLACK	393.8	787.6	1553	FAST BLUE	185.4	370.8
1554	TINTING WHITE	414.6	829.2	1501	LANDAU BLACK	341.7	683.4
1551	FAST YELLOW	427.9	855.8	1554	TINTING WHITE	404.6	809.2
		0.0	0.0	1551	FAST YELLOW	429.7	859.4
		0.0	0.0			0.0	0.0
		0.0	0.0			0.0	0.0
4643 L-2095 BLUE		FM MUSTANG 65-73		4650 L-2613 PARCHMENT		FM INT MUSTANG 65-73	
1508	SILVER	166.6	333.2	1554	TINTING WHITE	279.2	558.4
1553	FAST BLUE	311.4	622.8	1559	YELLOW OXIDE	419.5	839.0
1501	LANDAU BLACK	370.4	740.8	1550	RED OXIDE	439.7	879.4
1552	FAST RED	426.8	853.6	1501	LANDAU BLACK	450.2	900.4
		0.0	0.0			0.0	0.0
		0.0	0.0			0.0	0.0
4644 L-2286 DK IVY GOLD M		FM MUSTANG 65-73		4651 L-2920 RED		FM MUSTANG 65-73	
1508	SILVER	175.6	351.2	1552	FAST RED	385.9	771.8
1501	LANDAU BLACK	313.4	626.8	1508	SILVER	417.9	835.8
1551	FAST YELLOW	405.4	810.8	1551	FAST YELLOW	425.7	851.4
1554	TINTING WHITE	429.5	859.0			0.0	0.0
		0.0	0.0			0.0	0.0
		0.0	0.0			0.0	0.0
MUST TOPCOAT WITH 1301 SATIN GLOSS CLEAR				MUST TOPCOAT WITH 1301 SATIN GLOSS CLEAR			
4645 L-2287 BLUE		FM MUSTANG 65-73		4652 L-2921 EMBERGLO		FM MUSTANG 65-73	
1508	SILVER	279.3	558.6	1552	FAST RED	300.0	600.0
1553	FAST BLUE	332.0	664.0	1551	FAST YELLOW	372.1	744.2
1552	FAST RED	376.9	753.8	1508	SILVER	418.4	836.8
1556	FAST GREEN	412.4	824.8	1556	FAST GREEN	425.8	851.6
1554	TINTING WHITE	429.6	859.2			0.0	0.0
		0.0	0.0			0.0	0.0
MUST TOPCOAT WITH 1301 SATIN GLOSS CLEAR				MUST TOPCOAT WITH 1301 SATIN GLOSS CLEAR			

				PINTS	QUARTS					PINTS	QUARTS
				GRAMS						GRAMS	
4653 L-2929 TURQUOISE FM MUSTANG 65-73						4660 L-3627 LT BLUE FM MUSTANG 65-73					
1508	SILVER		214.5		429.0	1508	SILVER		243.2		486.4
1556	FAST GREEN		319.2		638.4	1554	TINTING WHITE		331.1		662.2
1553	FAST BLUE		379.4		758.8	1553	FAST BLUE		388.3		776.6
1501	LANDAU BLACK		409.9		819.8	1501	LANDAU BLACK		434.8		869.6
1554	TINTING WHITE		429.1		858.2				0.0		0.0
			0.0		0.0				0.0		0.0
MUST TOPCOAT WITH 1301 SATIN GLOSS CLEAR						MUST TOPCOAT WITH 1301 SATIN GLOSS CLEAR					
4654 L-3096 PARCHMENT FM INT MUSTANG 65-73						4661 L-3628 DK IVY GOLD FM MUSTANG 65-73					
1554	TINTING WHITE		364.0		728.0	1501	LANDAU BLACK		195.3		390.6
1559	YELLOW OXIDE		439.5		879.0	1508	SILVER		318.7		637.4
1550	RED OXIDE		450.0		900.0	1551	FAST YELLOW		391.5		783.0
1501	LANDAU BLACK		455.0		910.0	1554	TINTING WHITE		414.1		828.2
			0.0		0.0	1556	FAST GREEN		429.0		858.0
			0.0		0.0				0.0		0.0
MUST TOPCOAT WITH 1301 SATIN GLOSS CLEAR						MUST TOPCOAT WITH 1301 SATIN GLOSS CLEAR					
4655 L-3097 DK TURQUOISE FM MUSTANG 65-73						4662 L-3722 BLACK FM INT MUSTANG 65-73					
1553	FAST BLUE		159.8		319.6	1501	LANDAU BLACK		393.8		787.6
1556	FAST GREEN		282.6		565.2	1554	TINTING WHITE		414.6		829.2
1508	SILVER		363.2		726.4	1551	FAST YELLOW		427.9		855.8
1501	LANDAU BLACK		425.7		851.4				0.0		0.0
			0.0		0.0				0.0		0.0
			0.0		0.0				0.0		0.0
MUST TOPCOAT WITH 1301 SATIN GLOSS CLEAR						MUST TOPCOAT WITH 1301 SATIN GLOSS CLEAR					
4656 L-3099 SADDLE FM INT MUSTANG 65-73						4663 L-3724 DK RED FM MUSTANG 65-73					
1559	YELLOW OXIDE		254.6		509.2	1552	FAST RED		357.6		715.2
1550	RED OXIDE		340.8		681.6	1508	SILVER		390.7		781.4
1554	TINTING WHITE		422.6		845.2	1551	FAST YELLOW		408.5		817.0
1501	LANDAU BLACK		439.3		878.6	1553	FAST BLUE		422.5		845.0
			0.0		0.0	1554	TINTING WHITE		425.7		851.4
			0.0		0.0				0.0		0.0
MUST TOPCOAT WITH 1301 SATIN GLOSS CLEAR						MUST TOPCOAT WITH 1301 SATIN GLOSS CLEAR					
4657 L-3116 MAROON FM MUSTANG 65-73						4664 L-3788 MED BLUE FM MUSTANG 65-73					
1552	FAST RED		378.9		757.8	1508	SILVER		170.0		340.0
1508	SILVER		403.1		806.2	1553	FAST BLUE		325.1		650.2
1551	FAST YELLOW		415.0		830.0	1501	LANDAU BLACK		407.0		814.0
1501	LANDAU BLACK		425.6		851.2	1552	FAST RED		426.8		853.6
			0.0		0.0				0.0		0.0
			0.0		0.0				0.0		0.0
MUST TOPCOAT WITH 1301 SATIN GLOSS CLEAR						MUST TOPCOAT WITH 1301 SATIN GLOSS CLEAR					
4658 L-3448 NUGGET GOLD FM MUSTANG 65-73						4665 L-4060 MED IVY GOLD FM MUSTANG 65-73					
1508	SILVER		315.3		630.6	1508	SILVER		171.9		343.8
1552	FAST RED		372.8		745.6	1501	LANDAU BLACK		332.4		664.8
1551	FAST YELLOW		426.0		852.0	1551	FAST YELLOW		415.5		831.0
1556	FAST GREEN		429.0		858.0	1556	FAST GREEN		427.7		855.4
			0.0		0.0				0.0		0.0
			0.0		0.0				0.0		0.0
MUST TOPCOAT WITH 1301 SATIN GLOSS CLEAR						MUST TOPCOAT WITH 1301 SATIN GLOSS CLEAR					
4659 L-3625 NUGGET GOLD FM INT MUSTANG 65-73						4666 L-4061 GINGER FM INT MUSTANG 65-73					
1508	SILVER		268.8		537.6	1559	YELLOW OXIDE		314.9		629.8
1551	FAST YELLOW		339.3		678.6	1550	RED OXIDE		390.9		781.8
1552	FAST RED		387.5		775.0	1554	TINTING WHITE		418.3		836.6
1554	TINTING WHITE		426.2		852.4	1501	LANDAU BLACK		436.2		872.4
1501	LANDAU BLACK		431.4		862.8				0.0		0.0
			0.0		0.0				0.0		0.0
MUST TOPCOAT WITH 1301 SATIN GLOSS CLEAR						MUST TOPCOAT WITH 1301 SATIN GLOSS CLEAR					

4667-4680				PINTS		QUARTS		PINTS				QUARTS	
				GRAMS				GRAMS					
4667 L-4062 WHITE FM INT MUSTANG 65-73				4674 LT DRIFTWOOD MET GM 92 EXT TRIM CODE 33T									
1554	TINTING WHITE	423.9	847.8	1508	SILVER	320.5	641.0						
1559	YELLOW OXIDE	455.2	910.4	1552	FAST RED	377.1	754.2						
1501	LANDAU BLACK	457.0	914.0	1551	FAST YELLOW	417.9	835.8						
1550	RED OXIDE	458.4	916.8	1501	LANDAU BLACK	429.1	858.2						
		0.0	0.0			0.0	0.0						
		0.0	0.0			0.0	0.0						
				MUST TOPCOAT WITH 1301 SATIN GLOSS CLEAR									
4668 L-4063 VERMILLION FM MUSTANG 65-73				4675 DK GREEN GRAY MET GM 92 EXT ELK GRAIN TRIM CODE 18T									
1552	FAST RED	256.5	513.0	1501	LANDAU BLACK	179.9	359.8						
1551	FAST YELLOW	399.0	798.0	1553	FAST BLUE	327.7	655.4						
1554	TINTING WHITE	427.5	855.0	1556	FAST GREEN	383.1	766.2						
		0.0	0.0	1508	SILVER	425.6	851.2						
		0.0	0.0			0.0	0.0						
		0.0	0.0			0.0	0.0						
				MUST TOPCOAT WITH 1300 HIGH GLOSS CLEAR									
4669 L-4234 GREEN FM MUSTANG 65-73				4676 DK GREEN MET GM 92 EXT TUXEDO GRAIN TRIM CODE 18T									
1508	SILVER	143.6	287.2	1501	LANDAU BLACK	168.2	336.4						
1501	LANDAU BLACK	259.3	518.6	1553	FAST BLUE	334.1	668.2						
1551	FAST YELLOW	356.6	713.2	1556	FAST GREEN	385.8	771.6						
1556	FAST GREEN	427.2	854.4	1508	SILVER	425.5	851.0						
		0.0	0.0			0.0	0.0						
		0.0	0.0			0.0	0.0						
MUST TOPCOAT WITH 1301 SATIN GLOSS CLEAR				MUST TOPCOAT WITH 1300 HIGH GLOSS CLEAR									
4670 BUMPER GRAY HONDA 87 ACCORD				4677 MED TAUPE MET GM 92 EXT TRIM CODE 63T									
1501	LANDAU BLACK	194.9	389.8	1552	FAST RED	203.7	407.4						
1302	LOW LUSTER CLEAR	281.5	563.0	1508	SILVER	300.0	600.0						
1559	YELLOW OXIDE	358.6	717.2	1553	FAST BLUE	371.8	743.6						
1554	TINTING WHITE	411.9	823.8	1551	FAST YELLOW	426.2	852.4						
1550	RED OXIDE	431.4	862.8			0.0	0.0						
		0.0	0.0			0.0	0.0						
				MUST TOPCOAT WITH 1300 HIGH GLOSS CLEAR									
4671 LT CAMEL MET GM 92 EXT TRIM CODE 67T				4678 DK PLUM MET GM 92 EXT TRIM CODE 88T									
1508	SILVER	273.3	546.6	1552	FAST RED	204.7	409.4						
1552	FAST RED	337.5	675.0	1501	LANDAU BLACK	314.2	628.4						
1551	FAST YELLOW	394.1	788.2	1553	FAST BLUE	397.8	795.6						
1554	TINTING WHITE	422.6	845.2	1508	SILVER	425.6	851.2						
1501	LANDAU BLACK	430.6	861.2			0.0	0.0						
		0.0	0.0			0.0	0.0						
MUST TOPCOAT WITH 1300 HIGH GLOSS CLEAR				MUST TOPCOAT WITH 1300 HIGH GLOSS CLEAR									
4672 LT BEIGE MET GM 92 EXT TUXEDO GRAIN TRIM CODE 57T				4679 LT CANYON YELLOW GM 92 INT TRIM CODE 55T									
1508	SILVER	311.3	622.6	1554	TINTING WHITE	366.3	732.6						
1552	FAST RED	361.3	722.6	1559	YELLOW OXIDE	449.9	899.8						
1501	LANDAU BLACK	390.1	780.2	1550	RED OXIDE	453.6	907.2						
1551	FAST YELLOW	417.2	834.4	1556	FAST GREEN	455.2	910.4						
1554	TINTING WHITE	429.9	859.8			0.0	0.0						
		0.0	0.0			0.0	0.0						
MUST TOPCOAT WITH 1300 HIGH GLOSS CLEAR				MUST TOPCOAT WITH 1300 HIGH GLOSS CLEAR									
4673 LT BEIGE MET GM 92 EXT ELK GRAIN TRIM CODE 57T				4680 SILVER BUMPER FM 92 TRIM CODE J									
1508	SILVER	299.1	598.2	1300	HIGH GLOSS CLEAR	337.8	675.6						
1552	FAST RED	353.1	706.2	2028	SILVER BASE	443.8	887.6						
1501	LANDAU BLACK	393.3	786.6	1554	TINTING WHITE	447.0	894.0						
1551	FAST YELLOW	422.6	845.2			0.0	0.0						
1554	TINTING WHITE	429.5	859.0			0.0	0.0						
		0.0	0.0			0.0	0.0						
MUST TOPCOAT WITH 1300 HIGH GLOSS CLEAR				MUST TOPCOAT WITH 1300 HIGH GLOSS CLEAR									



4681-4694							
		PINTS	QUARTS			PINTS	QUARTS
		GRAMS				GRAMS	
4681	MED QUARTZ	CM 92 INT TRIM CODE D6		4688	CINDER	CM 92 INT LEATHER TRIM CODE XA	
1302	LOW LUSTER CLEAR	146.0	292.0	1501	LANDAU BLACK	165.8	331.6
1554	TINTING WHITE	265.5	531.0	1302	LOW LUSTER CLEAR	308.9	617.8
1501	LANDAU BLACK	339.2	678.4	1559	YELLOW OXIDE	379.1	758.2
1559	YELLOW OXIDE	399.8	799.6	1554	TINTING WHITE	414.5	829.0
1550	RED OXIDE	435.8	871.6	1550	RED OXIDE	429.3	858.6
		0.0	0.0			0.0	0.0
4682	MED DRIFTWOOD	CM 92 INT TRIM CODE F6		4689	DK CRANBERRY	FM 92 EXT TRIM CODE R	
1302	LOW LUSTER CLEAR	145.7	291.4	1552	FAST RED	340.9	681.8
1554	TINTING WHITE	276.6	553.2	1553	FAST BLUE	424.9	849.8
1559	YELLOW OXIDE	373.9	747.8			0.0	0.0
1501	LANDAU BLACK	407.5	815.0			0.0	0.0
1550	RED OXIDE	437.2	874.4			0.0	0.0
		0.0	0.0			0.0	0.0
4683	DK BROWNSTONE	CM 92 INT TRIM CODE F7		4690	ARCTIC WHITE	GM 92 INT TRIM CODE 9N	
1302	LOW LUSTER CLEAR	143.7	287.4	1554	TINTING WHITE	297.7	595.4
1559	YELLOW OXIDE	272.9	545.8	1302	LOW LUSTER CLEAR	446.6	893.2
1554	TINTING WHITE	335.1	670.2	1553	FAST BLUE	446.8	893.6
1501	LANDAU BLACK	393.8	787.6	1559	YELLOW OXIDE	447.0	894.0
1550	RED OXIDE	432.9	865.8			0.0	0.0
		0.0	0.0			0.0	0.0
4684	CORDOVAN	GM 92 INT LEATHER TRIM CODE H9		4691	MED DK NEUTRAL	GM 92 INT TRIM CODE 52CN	
1550	RED OXIDE	166.3	332.6	1559	YELLOW OXIDE	175.8	351.6
1302	LOW LUSTER CLEAR	310.0	620.0	1554	TINTING WHITE	305.2	610.4
1501	LANDAU BLACK	411.7	823.4	1501	LANDAU BLACK	374.1	748.2
1554	TINTING WHITE	430.1	860.2	1550	RED OXIDE	440.8	881.6
		0.0	0.0			0.0	0.0
		0.0	0.0			0.0	0.0
4685	CORDOVAN	GM 92 INT VINYL TRIM CODE H9		4692	MED NEUTRAL	GM 92 INT TRIM CODE 52BN	
1550	RED OXIDE	209.9	419.8	1554	TINTING WHITE	186.2	372.4
1302	LOW LUSTER CLEAR	353.3	706.6	1559	YELLOW OXIDE	339.4	678.8
1553	FAST BLUE	404.6	809.2	1550	RED OXIDE	395.2	790.4
1501	LANDAU BLACK	422.7	845.4	1501	LANDAU BLACK	444.3	888.6
1554	TINTING WHITE	429.9	859.8			0.0	0.0
		0.0	0.0			0.0	0.0
4686	MED BEIGE	GM 92 INT TRIM CODE 64BN		4693	LT BEIGE	GM 92 INT TRIM CODE 64AN	
1302	LOW LUSTER CLEAR	144.5	289.0	1302	LOW LUSTER CLEAR	146.0	292.0
1559	YELLOW OXIDE	284.5	569.0	1554	TINTING WHITE	279.5	559.0
1554	TINTING WHITE	362.5	725.0	1559	YELLOW OXIDE	390.2	780.4
1550	RED OXIDE	410.4	820.8	1550	RED OXIDE	425.2	850.4
1501	LANDAU BLACK	434.6	869.2	1501	LANDAU BLACK	437.8	875.6
		0.0	0.0			0.0	0.0
4687	DK SPICE	CM 92 INT TRIM CODE TC		4694	MED BEIGE	GM 92 INT TRIM CODE 64BN	
1559	YELLOW OXIDE	206.6	413.2	1302	LOW LUSTER CLEAR	144.6	289.2
1302	LOW LUSTER CLEAR	350.0	700.0	1559	YELLOW OXIDE	279.3	558.6
1550	RED OXIDE	410.1	820.2	1554	TINTING WHITE	360.9	721.8
1501	LANDAU BLACK	430.4	860.8	1550	RED OXIDE	409.7	819.4
		0.0	0.0	1501	LANDAU BLACK	434.8	869.6
		0.0	0.0			0.0	0.0

4695-4708		PINTS	QUARTS			PINTS	QUARTS
		GRAMS				GRAMS	
4695 DK BEIGE		GM 92 INT TRIM CODE 64DN		4702 DK TITANIUM		FM 92 EXT TRIM CODE P	
1302	LOW LUSTER CLEAR	144.6	289.2	1501	LANDAU BLACK	191.1	382.2
1559	YELLOW OXIDE	288.9	577.8	1559	YELLOW OXIDE	350.2	700.4
1550	RED OXIDE	348.0	696.0	1550	RED OXIDE	393.5	787.0
1554	TINTING WHITE	395.6	791.2	1554	TINTING WHITE	433.4	866.8
1501	LANDAU BLACK	432.6	865.2			0.0	0.0
		0.0	0.0			0.0	0.0
4696 MED GRAY		GM 92 INT TRIM CODE 14BN		4703 OXFORD WHITE		GM 92 TRIM CODE W	
1554	TINTING WHITE	216.2	432.4	1554	TINTING WHITE	457.1	914.2
1559	YELLOW OXIDE	295.9	591.8	1501	LANDAU BLACK	459.7	919.4
1501	LANDAU BLACK	356.3	712.6	1559	YELLOW OXIDE	460.1	920.2
1302	LOW LUSTER CLEAR	411.5	823.0	1553	FAST BLUE	460.2	920.4
1550	RED OXIDE	444.1	888.2			0.0	0.0
		0.0	0.0			0.0	0.0
				MUST TOPCOAT WITH 1300 HIGH GLOSS CLEAR			
4697 DK GRAY		GM 92 INT TRIM CODE 14CN		4704 DK CRYSTAL BLUE		FM 92 INT TRIM CODE A	
1554	TINTING WHITE	147.9	295.8	1501	LANDAU BLACK	222.7	445.4
1559	YELLOW OXIDE	235.7	471.4	1554	TINTING WHITE	388.4	776.8
1302	LOW LUSTER CLEAR	322.4	644.8	1553	FAST BLUE	435.1	870.2
1501	LANDAU BLACK	403.1	806.2	1552	FAST RED	438.4	876.8
1550	RED OXIDE	439.0	878.0			0.0	0.0
		0.0	0.0			0.0	0.0
				MUST TOPCOAT WITH 1302 LOW LUSTER CLEAR			
4698 LT GRAY		GM 92 INT TRIM CODE 14AN		4705 MED OPAL		FM 92 INT TRIM CODE C	
1554	TINTING WHITE	269.2	538.4	1302	LOW LUSTER CLEAR	186.8	373.6
1559	YELLOW OXIDE	333.1	666.2	1550	RED OXIDE	267.7	535.4
1302	LOW LUSTER CLEAR	388.6	777.2	1554	TINTING WHITE	348.1	696.2
1501	LANDAU BLACK	427.8	855.6	1559	YELLOW OXIDE	399.3	798.6
1550	RED OXIDE	447.4	894.8	1553	FAST BLUE	433.0	866.0
		0.0	0.0			0.0	0.0
4699 VERY DK GRAY		GM 92 INT TRIM CODE 14DN		4706 DK OPAL		FM 92 INT TRIM CODE C	
1501	LANDAU BLACK	130.3	260.6	1302	LOW LUSTER CLEAR	144.8	289.6
1559	YELLOW OXIDE	227.8	455.6	1550	RED OXIDE	248.1	496.2
1302	LOW LUSTER CLEAR	315.8	631.6	1554	TINTING WHITE	326.7	653.4
1554	TINTING WHITE	402.1	804.2	1559	YELLOW OXIDE	388.8	777.6
1550	RED OXIDE	434.5	869.0	1553	FAST BLUE	434.1	868.2
		0.0	0.0			0.0	0.0
4700 BLACK		FM 92 INT TRIM CODE A		4707 CHARCOAL ARGENT		FM 92 BUMPER TRIM CODE F	
1501	LANDAU BLACK	280.1	560.2	1508	SILVER	238.9	477.8
1302	LOW LUSTER CLEAR	365.9	731.8	1552	FAST RED	322.5	645.0
1559	YELLOW OXIDE	391.9	783.8	2028	SILVER BASE	367.3	734.6
1554	TINTING WHITE	412.1	824.2	1553	FAST BLUE	402.1	804.2
1553	FAST BLUE	427.5	855.0	1551	FAST YELLOW	432.0	864.0
		0.0	0.0			0.0	0.0
				MUST TOPCOAT WITH 1301 SATIN GLOSS CLEAR			
4701 CLEAR CRYSTAL BLUE FROST		FM 92 EXT TRIM CODE A		4708 MED MOCHA		FM 92 BUMPER TRIM CODE A	
1554	TINTING WHITE	331.6	663.2	1552	FAST RED	150.8	301.6
1501	LANDAU BLACK	404.3	808.6	1508	SILVER	298.6	597.2
1550	RED OXIDE	429.5	859.0	1501	LANDAU BLACK	371.7	743.4
1553	FAST BLUE	451.3	902.6	1551	FAST YELLOW	427.2	854.4
		0.0	0.0			0.0	0.0
		0.0	0.0			0.0	0.0
				MUST TOPCOAT WITH 1301 SATIN GLOSS CLEAR			

4709-4722				PINTS		QUARTS						PINTS		QUARTS	
				GRAMS		GRAMS						GRAMS		GRAMS	
4709 ULTRA RED				FM 92 BUMPER TRIM CODE WU				4716 PASTEL ALABASTER				FM 92 EXT BUMPER TRIM CODE H			
1552	FAST RED		403.8		807.6	1554	TINTING WHITE		419.0		838.0	1559	YELLOW OXIDE		901.4
1551	FAST YELLOW		418.5		837.0	1550	RED OXIDE		455.2		910.4	1501	1501LANDAU BLACK		916.0
1554	TINTING WHITE		425.8		851.6				458.0		916.0			0.0	0.0
			0.0		0.0				0.0		0.0			0.0	0.0
			0.0		0.0				0.0		0.0			0.0	0.0
MUST TOPCOAT WITH 1301 SATIN GLOSS CLEAR						MUST TOPCOAT WITH 1300 HIGH GLOSS CLEAR									
4710 MED GRAY				FM 92 BUMPER TRIM CODE D				4717 PARCHMENT				BMW 92 TRIM CODE 356			
1508	SILVER		301.9		603.8	1554	TINTING WHITE		168.3		336.6	1302	LOW LUSTER CLEAR		629.8
1501	LANDAU BLACK		390.7		781.4	1551	FAST YELLOW		360.2		720.4	1552	FAST RED		807.2
1554	TINTING WHITE		424.9		849.8	1501	LANDAU BLACK		437.1		874.2			0.0	0.0
1556	FAST GREEN		431.7		863.4				0.0		0.0				
			0.0		0.0										
			0.0		0.0										
MUST TOPCOAT WITH 1301 SATIN GLOSS CLEAR															
4711 LT GRAY				FM 92 BUMPER TRIM CODE D				4718 ULTRAMARINE				BMW 92 TRIM CODE 355			
1554	TINTING WHITE		191.0		382.0	1501	LANDAU BLACK		148.8		297.6	1302	LOW LUSTER CLEAR		590.8
1501	LANDAU BLACK		309.3		618.6	1554	TINTING WHITE		362.7		725.4	1552	FAST RED		808.0
1559	YELLOW OXIDE		415.7		831.4	1553	FAST BLUE		429.7		859.4			0.0	0.0
1550	RED OXIDE		443.2		886.4				0.0		0.0				
			0.0		0.0										
			0.0		0.0										
4712 MOCHA FROST MET				FM 92 BUMPER TRIM CODE A				4719 MED GRAY MET				FM 92 TRIM CODE P			
1508	SILVER		290.1		580.2	1508	SILVER		269.2		538.4	1501	LANDAU BLACK		706.0
1552	FAST RED		382.9		765.8	2028	SILVER BASE		393.3		786.6	1554	TINTING WHITE		818.8
1551	FAST YELLOW		422.9		845.8	1551	FAST YELLOW		422.3		844.6	1552	FAST RED		867.2
1501	LANDAU BLACK		428.7		857.4				433.6						
			0.0		0.0										
			0.0		0.0										
						MUST TOPCOAT WITH 1300 HIGH GLOSS CLEAR									
4713 MED REGATTA BLUE				FM 92 BUMPER TRIM CODE B				4720 MED TITANIUM MET				FM 92 BUMPER TRIM CODE C			
1508	SILVER		208.5		417.0	1508	SILVER		237.9		475.8	1501	LANDAU BLACK		693.6
2028	SILVER BASE		286.7		573.4	1552	FAST RED		398.0		796.0	1551	FAST YELLOW		840.0
1553	FAST BLUE		344.0		688.0	2028	SILVER BASE		429.2		858.4			0.0	0.0
1501	LANDAU BLACK		396.8		793.6				0.0						
1552	FAST RED		422.9		845.8										
1554	TINTING WHITE		435.9		871.8										
MUST TOPCOAT WITH 1301 SATIN GLOSS CLEAR						MUST TOPCOAT WITH 1301 SATIN GLOSS CLEAR									
4714 LT MOCHA				FM 92 INT TRIM CODE A				4721 MED TITANIUM				FM 92 BUMPER TRIM CODE C			
1554	TINTING WHITE		409.3		818.6	1508	SILVER		221.0		442.0	1501	LANDAU BLACK		681.2
1559	YELLOW OXIDE		447.2		894.4	1552	FAST RED		391.8		783.6	2028	SILVER BASE		823.8
1550	RED OXIDE		456.0		912.0	1551	FAST YELLOW		430.0		860.0			0.0	0.0
1501	LANDAU BLACK		457.6		915.2				0.0		0.0				
			0.0		0.0										
			0.0		0.0										
MUST TOPCOAT WITH 1300 HIGH GLOSS CLEAR						MUST TOPCOAT WITH 1301 SATIN GLOSS CLEAR									
4715 MED PLATINUM				FM 92 GRILL TRIM CODE B				4722 MED LT TITANIUM				FM 92 EXT TRIM CODE P			
1501	LANDAU BLACK		295.7		591.4	1554	TINTING WHITE		264.1		528.2	1559	YELLOW OXIDE		690.4
1508	SILVER		427.6		855.2	1501	LANDAU BLACK		401.2		802.4	1550	RED OXIDE		897.2
			0.0		0.0				0.0		0.0			0.0	0.0
			0.0		0.0				0.0		0.0			0.0	0.0
			0.0		0.0										
			0.0		0.0										
MUST TOPCOAT WITH 1301 SATIN GLOSS CLEAR						MUST TOPCOAT WITH 1300 HIGH GLOSS CLEAR									

				PINTS	QUARTS					PINTS	QUARTS
4723-4736				GRAMS						GRAMS	
4723	DK CRYSTAL BLUE	FM 92 BUMPER TRIM CODE A				4730	THOMAS BUS GREEN				
1501	LANDAU BLACK	181.2	362.4			1501	LANDAU BLACK	142.2	284.4		
1553	FAST BLUE	315.5	631.0			1556	FAST GREEN	252.6	505.2		
1554	TINTING WHITE	407.5	815.0			1551	FAST YELLOW	349.9	699.8		
1550	RED OXIDE	432.8	865.6			1554	TINTING WHITE	431.8	863.6		
		0.0	0.0					0.0	0.0		
		0.0	0.0					0.0	0.0		
MUST TOPCOAT WITH 1300 HIGH GLOSS CLEAR											
4724	TITANIUM	FM 92 BUMPER TRIM CODE C				4731	BLUEBIRD GREEN				
1554	TINTING WHITE	148.8	297.6			1556	FAST GREEN	126.3	252.6		
1559	YELLOW OXIDE	270.2	540.4			1551	FAST YELLOW	248.2	496.4		
1501	LANDAU BLACK	378.4	756.8			1501	LANDAU BLACK	352.1	704.2		
1550	RED OXIDE	441.1	882.2			1554	TINTING WHITE	431.6	863.2		
		0.0	0.0					0.0	0.0		
		0.0	0.0					0.0	0.0		
MUST TOPCOAT WITH 1300 HIGH GLOSS CLEAR											
4725	DK BRONZE	GM 84 TR INT TRIM CODE 76DM				4732	BUMPER GRAY	BMW (325i) 92			
1550	RED OXIDE	262.3	524.6			1501	LANDAU BLACK	218.3	436.6		
1501	LANDAU BLACK	384.1	768.2			1559	YELLOW OXIDE	317.8	635.6		
1552	FAST RED	429.1	858.2			1554	TINTING WHITE	403.9	807.8		
1554	TINTING WHITE	432.4	864.8			1550	RED OXIDE	435.4	870.8		
		0.0	0.0					0.0	0.0		
		0.0	0.0					0.0	0.0		
4726	BEIGE	ACURA LEGEND 91				4733	DK SILVER GLOSS	GM 91 CAD BUMPER			
1554	TINTING WHITE	165.9	331.8			1501	LANDAU BLACK	201.3	402.6		
1302	LOW LUSTER CLEAR	312.5	625.0			1508	SILVER	373.8	747.6		
1559	YELLOW OXIDE	422.8	845.6			1553	FAST BLUE	400.3	800.6		
1550	RED OXIDE	433.7	867.4			1552	FAST RED	415.3	830.6		
1501	LANDAU BLACK	439.7	879.4			2028	SILVER BASE	429.1	858.2		
		0.0	0.0					0.0	0.0		
						MUST TOPCOAT WITH 1300 HIGH GLOSS CLEAR					
4727	TAUPE	MAZDA (929) 92				4734	PORTOLA RED				
1554	TINTING WHITE	185.4	370.8			1552	FAST RED	318.8	637.6		
1302	LOW LUSTER CLEAR	336.5	673.0			1551	FAST YELLOW	407.1	814.2		
1552	FAST RED	377.5	755.0			1554	TINTING WHITE	426.7	853.4		
1551	FAST YELLOW	414.1	828.2					0.0	0.0		
1501	LANDAU BLACK	438.5	877.0					0.0	0.0		
		0.0	0.0					0.0	0.0		
4728	BROWN	MAZDA (626) 91				4735	PALOMINO				
1302	LOW LUSTER CLEAR	144.2	288.4			1559	YELLOW OXIDE	270.9	541.8		
1559	YELLOW OXIDE	271.0	542.0			1554	TINTING WHITE	406.8	813.6		
1501	LANDAU BLACK	327.3	654.6			1550	RED OXIDE	440.2	880.4		
1550	RED OXIDE	380.5	761.0			1501	LANDAU BLACK	442.5	885.0		
1554	TINTING WHITE	432.5	865.0					0.0	0.0		
		0.0	0.0					0.0	0.0		
4729	BLUE	MAZDA (929) 90				4736	GRAY BUMPER COATER	MB 88			
1302	LOW LUSTER CLEAR	143.1	286.2			1501	LANDAU BLACK	256.4	512.8		
1501	LANDAU BLACK	268.7	537.4			1559	YELLOW OXIDE	345.1	690.2		
1553	FAST BLUE	333.4	666.8			1554	TINTING WHITE	415.8	831.6		
1550	RED OXIDE	381.5	763.0			1550	RED OXIDE	433.8	867.6		
1554	TINTING WHITE	429.3	858.6					0.0	0.0		
		0.0	0.0					0.0	0.0		

4737-4751				PINTS		QUARTS		PINTS				QUARTS			
				GRAMS								GRAMS			
4737 BRIGHT BLUE				VETTE 59-74 TRIM CODE 414-415				4744 BRONZE BUMPER				FM 91-92			
1553	FAST BLUE		195.3	390.6	1508	SILVER		171.2	342.4						
1508	SILVER		363.5	727.0	1501	LANDAU BLACK		275.2	550.4						
1501	LANDAU BLACK		396.2	792.4	1552	FAST RED		358.3	716.6						
1556	FAST GREEN		418.7	837.4	1551	FAST YELLOW		427.6	855.2						
1554	TINTING WHITE		427.2	854.4				0.0	0.0						
			0.0	0.0				0.0	0.0						
MUST TOPCOAT WITH 1301 SATIN GLOSS CLEAR								MUST TOPCOAT WITH 1300 HIGH GLOSS CLEAR							
4738 BRIGHT BLUE				VETTE 68-70 TRIM CODE 411-412				4745 BROWN				HONDA 91 ACCORD LX			
1553	FAST BLUE		204.1	408.2	1302	LOW LUSTER CLEAR		143.2	286.4						
1508	SILVER		389.7	779.4	1559	YELLOW OXIDE		281.6	563.2						
1501	LANDAU BLACK		414.9	829.8	1501	LANDAU BLACK		362.5	725.0						
1556	FAST GREEN		426.6	853.2	1550	RED OXIDE		416.0	832.0						
			0.0	0.0	1554	TINTING WHITE		430.0	860.0						
			0.0	0.0				0.0	0.0						
MUST TOPCOAT WITH 1301 SATIN GLOSS CLEAR															
4739 RED				VETTE 77-80 TRIM CODE 72-722				4746 VIGOR BEIGE				ACURA 92			
1552	FAST RED		329.1	658.2	1302	LOW LUSTER CLEAR		145.2	290.4						
1551	FAST YELLOW		414.2	828.4	1554	TINTING WHITE		290.1	580.2						
1554	TINTING WHITE		425.7	851.4	1552	FAST RED		351.5	703.0						
1553	FAST BLUE		426.1	852.2	1551	FAST YELLOW		395.5	791.0						
			0.0	0.0	1501	LANDAU BLACK		435.3	870.6						
			0.0	0.0				0.0	0.0						
4740 OXBLOOD				VETTE 73-74 TRIM CODE 425				4748 LT SADDLE				GM 85 DIAMOND II TRIM CODE 58T			
1552	FAST RED		321.3	642.6	1559	YELLOW OXIDE		147.3	294.6						
1550	RED OXIDE		410.2	820.4	1302	LOW LUSTER CLEAR		292.8	585.6						
1554	TINTING WHITE		422.6	845.2	1554	TINTING WHITE		407.1	814.2						
1553	FAST BLUE		428.4	856.8	1550	RED OXIDE		428.2	856.4						
			0.0	0.0	1501	LANDAU BLACK		436.8	873.6						
			0.0	0.0				0.0	0.0						
4741 BLUE				VETTE 66 TRIM CODE 418-419				4749 PROTEGE BROWN				MAZDA 90			
1501	LANDAU BLACK		227.6	455.2	1559	YELLOW OXIDE		146.9	293.8						
1553	FAST BLUE		364.3	728.6	1302	LOW LUSTER CLEAR		231.9	463.8						
1556	FAST GREEN		405.4	810.8	1501	LANDAU BLACK		314.7	629.4						
1554	TINTING WHITE		427.0	854.0	1554	TINTING WHITE		382.8	765.6						
			0.0	0.0	1550	RED OXIDE		434.7	869.4						
			0.0	0.0				0.0	0.0						
4742 ROMAN RED				VETTE 59-64				4750 LT SILVER GRAY				BMW 91-92 3/5 SERIES TRIM CODE 0394-0451			
1552	FAST RED		274.4	548.8	1554	TINTING WHITE		262.0	524.0						
1551	FAST YELLOW		405.5	811.0	1302	LOW LUSTER CLEAR		410.1	820.2						
1554	TINTING WHITE		426.8	853.6	1559	YELLOW OXIDE		427.4	854.8						
			0.0	0.0	1501	LANDAU BLACK		440.2	880.4						
			0.0	0.0	1550	RED OXIDE		444.8	889.6						
			0.0	0.0				0.0	0.0						
4743 RED				VETTE 65-66				4751 AQUA				FM 64-66 T BIRD			
1552	FAST RED		276.3	552.6	1508	SILVER		247.2	494.4						
1551	FAST YELLOW		361.9	723.8	1556	FAST GREEN		320.6	641.2						
1550	RED OXIDE		402.7	805.4	1553	FAST BLUE		369.6	739.2						
1554	TINTING WHITE		428.1	856.2	1554	TINTING WHITE		416.3	832.6						
			0.0	0.0	1501	LANDAU BLACK		431.6	863.2						
			0.0	0.0				0.0	0.0						
								MUST TOPCOAT WITH 1301 SATIN GLOSS CLEAR							

4752-4765							
		PINTS	QUARTS			PINTS	QUARTS
		GRAMS				GRAMS	
4752 MED BLUE MET	FM 64-66 T BIRD			4759 GOLD	FM 64-66 T BIRD		
1508 SILVER		278.2	556.4	1508 SILVER		276.3	552.6
1553 FAST BLUE		367.9	735.8	1551 FAST YELLOW		333.5	667.0
1552 FAST RED		407.3	814.6	1552 FAST RED		390.3	780.6
1551 FAST YELLOW		418.2	836.4	1554 TINTING WHITE		415.0	830.0
1554 TINTING WHITE		429.1	858.2	1501 LANDAU BLACK		430.4	860.8
		0.0	0.0			0.0	0.0
MUST TOPCOAT WITH 1301 SATIN GLOSS CLEAR				MUST TOPCOAT WITH 1300 HIGH GLOSS CLEAR			
4753 EMBERGLO	FM 64-66 T BIRD			4760 TURQUOISE MET	FM 64-66 T BIRD		
1552 FAST RED		385.9	771.8	1508 SILVER		148.3	296.6
1508 SILVER		417.9	835.8	1556 FAST GREEN		273.5	547.0
1551 FAST YELLOW		425.7	851.4	1553 FAST BLUE		355.5	711.0
		0.0	0.0	1501 LANDAU BLACK		426.9	853.8
		0.0	0.0			0.0	0.0
		0.0	0.0			0.0	0.0
MUST TOPCOAT WITH 1300 HIGH GLOSS CLEAR				MUST TOPCOAT WITH 1301 SATIN GLOSS CLEAR			
4754 LT IVY GOLD	FM 64-66 T BIRD			4761 DK QUARTZ	CM 93 INT TRIM CODE S6		
1508 SILVER		314.6	629.2	1302 LOW LUSTER CLEAR		143.8	287.6
1551 FAST YELLOW		360.3	720.6	1501 LANDAU BLACK		263.7	527.4
1552 FAST RED		396.4	792.8	1559 YELLOW OXIDE		331.5	663.0
1501 LANDAU BLACK		429.1	858.2	1550 RED OXIDE		383.6	767.2
		0.0	0.0	1554 TINTING WHITE		431.0	862.0
		0.0	0.0			0.0	0.0
MUST TOPCOAT WITH 1301 SATIN GLOSS CLEAR							
4755 PEARL WHITE	FM 64-66 T BIRD			4762 OPAL FROST	FM 93 EXT TRIM CODE C		
1554 TINTING WHITE		415.2	830.4	1554 TINTING WHITE		374.2	748.4
1559 YELLOW OXIDE		451.6	903.2	1501 LANDAU BLACK		445.9	891.8
1501 LANDAU BLACK		456.6	913.2	1552 FAST RED		450.2	900.4
1550 RED OXIDE		457.7	915.4	1553 FAST BLUE		454.1	908.2
		0.0	0.0			0.0	0.0
		0.0	0.0			0.0	0.0
4756 SEAMIST GREEN	FM 64-66 T BIRD			4763 TAN	CM 93 INT TRIM CODE KA		
1508 SILVER		356.5	713.0	1559 YELLOW OXIDE		176.4	352.8
1551 FAST YELLOW		403.1	806.2	1302 LOW LUSTER CLEAR		320.7	641.4
1501 LANDAU BLACK		429.6	859.2	1550 RED OXIDE		380.1	760.2
		0.0	0.0	1554 TINTING WHITE		421.2	842.4
		0.0	0.0	1501 LANDAU BLACK		432.9	865.8
		0.0	0.0			0.0	0.0
MUST TOPCOAT WITH 1301 SATIN GLOSS CLEAR							
4757 DK BLUE MET	FM 64-66 T BIRD			4764 LT DRIFTWOOD MET	CM 93 EXT TRIM CODE FA		
1553 FAST BLUE		228.6	457.2	1508 SILVER		406.0	812.0
1501 LANDAU BLACK		367.7	735.4	1552 FAST RED		417.1	834.2
1508 SILVER		423.5	847.0	1551 FAST YELLOW		426.1	852.2
		0.0	0.0	1554 TINTING WHITE		430.4	860.8
		0.0	0.0			0.0	0.0
		0.0	0.0			0.0	0.0
MUST TOPCOAT WITH 1301 SATIN GLOSS CLEAR				MUST TOPCOAT WITH 1300 HIGH GLOSS CLEAR			
4758 LT BLUE MET	FM 64-66 T BIRD			4765 EMERALD GREEN	CM 93 EXT TRIM CODE GF		
1508 SILVER		338.0	676.0	1556 FAST GREEN		239.3	478.6
1553 FAST BLUE		369.9	739.8	1553 FAST BLUE		391.8	783.6
1501 LANDAU BLACK		397.4	794.8	1501 LANDAU BLACK		411.7	823.4
1554 TINTING WHITE		421.3	842.6	1508 SILVER		424.8	849.6
1551 FAST YELLOW		430.9	861.8			0.0	0.0
		0.0	0.0			0.0	0.0
MUST TOPCOAT WITH 1301 SATIN GLOSS CLEAR				MUST TOPCOAT WITH 1300 HIGH GLOSS CLEAR			

4766-4780							
		PINTS	QUARTS			PINTS	QUARTS
		GRAMS				GRAMS	
4766 MED BEIGE	GM 93 TR INT TRIM CODE 63BN			4773 MED AQUAMARINE	FM 93 EXT TRIM CODE D		
1559 YELLOW OXIDE	148.5	297.0		1553 FAST BLUE	231.4	462.8	
1302 LOW LUSTER CLEAR	293.3	586.6		1501 LANDAU BLACK	330.8	661.6	
1554 TINTING WHITE	365.3	730.6		1556 FAST GREEN	401.9	803.8	
1550 RED OXIDE	409.6	819.2		1554 TINTING WHITE	426.5	853.0	
1501 LANDAU BLACK	434.2	868.4			0.0	0.0	
	0.0	0.0			0.0	0.0	
4767 DK BEIGE	GM 93 TR INT TRIM CODE 63DN			4774 LT SILVER GLOSS	GM 91-92 CAD BUMPER		
1302 LOW LUSTER CLEAR	144.3	288.6		1508 SILVER	420.6	841.2	
1559 YELLOW OXIDE	281.3	562.6		1501 LANDAU BLACK	427.3	854.6	
1550 RED OXIDE	342.8	685.6		1551 FAST YELLOW	429.0	858.0	
1554 TINTING WHITE	392.7	785.4		1552 FAST RED	430.3	860.6	
1501 LANDAU BLACK	432.8	865.6			0.0	0.0	
	0.0	0.0			0.0	0.0	
				MUST TOPCOAT WITH 1300 HIGH GLOSS CLEAR			
4768 LT BEIGE	GM 92 INT TRIM CODE 64AN			4775 DK SILVER GLOSS	GM 87-92 CAD BUMPER		
1302 LOW LUSTER CLEAR	146.0	292.0		1508 SILVER	300.4	600.8	
1554 TINTING WHITE	279.5	559.0		1501 LANDAU BLACK	429.1	858.2	
1559 YELLOW OXIDE	390.2	780.4			0.0	0.0	
1550 RED OXIDE	425.2	850.4			0.0	0.0	
1501 LANDAU BLACK	437.8	875.6			0.0	0.0	
	0.0	0.0			0.0	0.0	
				MUST TOPCOAT WITH 1300 HIGH GLOSS CLEAR			
4769 MOCHA FROST	FM 93 EXT TRIM CODE A			4776 SILVER	FM 93 EXT TRIM CODE J		
1554 TINTING WHITE	203.1	406.2		1554 TINTING WHITE	357.6	715.2	
1559 YELLOW OXIDE	343.6	687.2		1501 LANDAU BLACK	406.8	813.6	
1550 RED OXIDE	410.7	821.4		1559 YELLOW OXIDE	441.9	883.8	
1501 LANDAU BLACK	445.6	891.2		1550 RED OXIDE	453.7	907.4	
	0.0	0.0			0.0	0.0	
	0.0	0.0			0.0	0.0	
4770 LAPIS BLUE	FM 93 INT TRIM CODE V			4778 AQUAMARINE	FM 93 INT TRIM CODE D		
1553 FAST BLUE	183.6	367.2		1554 TINTING WHITE	162.6	325.2	
1554 TINTING WHITE	291.0	582.0		1501 LANDAU BLACK	307.1	614.2	
1501 LANDAU BLACK	375.9	751.8		1553 FAST BLUE	398.1	796.2	
1552 FAST RED	433.0	866.0		1556 FAST GREEN	437.7	875.4	
	0.0	0.0			0.0	0.0	
	0.0	0.0			0.0	0.0	
MUST TOPCOAT WITH 1302 LOW LUSTER CLEAR				MUST TOPCOAT WITH 1302 LOW LUSTER CLEAR			
4771 RUBY	FM 93 INT TRIM CODE Y			4779 DELTA GREY	FM 93 INT TRIM CODE D		
1552 FAST RED	404.3	808.6		1302 LOW LUSTER CLEAR	145.2	290.4	
1554 TINTING WHITE	415.9	831.8		1554 TINTING WHITE	254.6	509.2	
1553 FAST BLUE	426.1	852.2		1501 LANDAU BLACK	343.9	687.8	
	0.0	0.0		1559 YELLOW OXIDE	432.7	865.4	
	0.0	0.0		1550 RED OXIDE	435.0	870.0	
	0.0	0.0			0.0	0.0	
MUST TOPCOAT WITH 1302 LOW LUSTER CLEAR							
4772 MED AQUAMARINE	FM 93 INT TRIM CODE D			4780 GRAPHITE	FM 93 TRIM CODE P		
1501 LANDAU BLACK	145.8	291.6		1301 SATIN GLOSS CLEAR	195.0	390.0	
1554 TINTING WHITE	276.8	553.6		1501 LANDAU BLACK	345.0	690.0	
1553 FAST BLUE	386.7	773.4		1552 FAST RED	378.0	756.0	
1556 FAST GREEN	435.3	870.6		1508 SILVER	400.7	801.4	
	0.0	0.0		1553 FAST BLUE	422.1	844.2	
	0.0	0.0		3520 PLATINUM PEARL	426.8	853.6	
MUST TOPCOAT WITH 1302 LOW LUSTER CLEAR							

				PINTS		QUARTS	
4781-4795				GRAMS		GRAMS	
4781	MED DK GRAY	FM 93 BUMPER TRIM CODE R		4789	DK GRAY	FM 93 INT TRIM CODE R	
1554	TINTING WHITE	239.7	479.4	1501	LANDAU BLACK	306.2	612.4
1501	LANDAU BLACK	377.8	755.6	1559	YELLOW OXIDE	370.9	741.8
1559	YELLOW OXIDE	420.1	840.2	1554	TINTING WHITE	432.1	864.2
1550	RED OXIDE	445.5	891.0			0.0	0.0
		0.0	0.0			0.0	0.0
		0.0	0.0			0.0	0.0
				MUST TOPCOAT WITH 1302 LOW LUSTER CLEAR			
4782	MED DK GRAY	FM 93 BUMPER TRIM CODE R		4790	WILDBERRY	CM 93 EXT TRIM CODE MB	
1554	TINTING WHITE	156.0	312.0	1552	FAST RED	327.7	655.4
1300	HIGH GLOSS CLEAR	302.0	604.0	1553	FAST BLUE	385.9	771.8
1501	LANDAU BLACK	395.6	791.2	1551	FAST YELLOW	415.0	830.0
1559	YELLOW OXIDE	420.7	841.4	1508	SILVER	425.2	850.4
1550	RED OXIDE	437.7	875.4			0.0	0.0
		0.0	0.0			0.0	0.0
				MUST TOPCOAT WITH 1300 HIGH GLOSS CLEAR			
4783	DK OPAL	FM 93 BUMPER TRIM CODE C		4791	RUBY RED	GM 93 INT TRIM CODE 79	
1501	LANDAU BLACK	198.6	397.2	1552	FAST RED	396.2	792.4
1300	HIGH GLOSS CLEAR	340.3	680.6	1501	LANDAU BLACK	408.2	816.4
1554	TINTING WHITE	407.9	815.8	1553	FAST BLUE	417.5	835.0
1552	FAST RED	423.5	847.0	1554	TINTING WHITE	425.8	851.6
		0.0	0.0			0.0	0.0
		0.0	0.0			0.0	0.0
				MUST TOPCOAT WITH 1302 LOW LUSTER CLEAR			
4784	MED GRAY	FM 93 BUMPER TRIM CODE R		4792	BORDEAUX RED	GM 93 INT TRIM CODE 75	
1554	TINTING WHITE	314.3	628.6	1552	FAST RED	364.9	729.8
1501	LANDAU BLACK	395.3	790.6	1553	FAST BLUE	419.0	838.0
1559	YELLOW OXIDE	437.2	874.4	1554	TINTING WHITE	425.5	851.0
1550	RED OXIDE	450.7	901.4			0.0	0.0
		0.0	0.0			0.0	0.0
		0.0	0.0			0.0	0.0
MUST TOPCOAT WITH 1300 HIGH GLOSS CLEAR				MUST TOPCOAT WITH 1302 LOW LUSTER CLEAR			
4785	OXFORD WHITE	FM 93 BUMPER TRIM CODE W		4793	TORCH RED	GM 93 INT TRIM CODE 70	
1554	TINTING WHITE	455.7	911.4	1552	FAST RED	263.2	526.4
1559	YELLOW OXIDE	457.9	915.8	1551	FAST YELLOW	394.8	789.6
1501	LANDAU BLACK	459.9	919.8	1554	TINTING WHITE	427.7	855.4
1553	FAST BLUE	460.1	920.2			0.0	0.0
		0.0	0.0			0.0	0.0
		0.0	0.0			0.0	0.0
MUST TOPCOAT WITH 1300 HIGH GLOSS CLEAR				MUST TOPCOAT WITH 1302 LOW LUSTER CLEAR			
4786	BRONZE MET	GM 93 EXT TRIM CODE 59T		4794	ARCTIC WHITE	GM 93 TRIM CODE 10N	
1501	LANDAU BLACK	216.6	433.2	1554	TINTING WHITE	297.5	595.0
1508	SILVER	303.1	606.2	1302	LOW LUSTER CLEAR	446.5	893.0
1552	FAST RED	372.0	744.0	1553	FAST BLUE	446.8	893.6
1551	FAST YELLOW	426.9	853.8	1559	YELLOW OXIDE	446.9	893.8
		0.0	0.0	1501	LANDAU BLACK	447.0	894.0
		0.0	0.0			0.0	0.0
MUST TOPCOAT WITH 1301 SATIN GLOSS CLEAR							
4787	DK CHERRY MET	GM 93 EXT TRIM CODE 77T		4795	TRAVERTINE	AUDI 93	
1552	FAST RED	315.1	630.2	1559	YELLOW OXIDE	163.1	326.2
1553	FAST BLUE	380.6	761.2	1302	LOW LUSTER CLEAR	306.4	612.8
1551	FAST YELLOW	415.1	830.2	1554	TINTING WHITE	367.2	734.4
1508	SILVER	425.2	850.4	1550	RED OXIDE	411.1	822.2
		0.0	0.0	1501	LANDAU BLACK	433.7	867.4
		0.0	0.0			0.0	0.0
MUST TOPCOAT WITH 1300 HIGH GLOSS CLEAR							



		PINTS	QUARTS			PINTS	QUARTS
		GRAMS				GRAMS	
<b>4796-4809</b>							
4796 ECRU	AUDI 93			4803 TAN	MAZDA RX7 92-93 LEATHER		
1554 TINTING WHITE		198.5	397.0	1302 LOW LUSTER CLEAR		146.6	293.2
1302 LOW LUSTER CLEAR		345.6	691.2	1559 YELLOW OXIDE		292.0	584.0
1559 YELLOW OXIDE		411.9	823.8	1554 TINTING WHITE		409.9	819.8
1501 LANDAU BLACK		427.7	855.4	1550 RED OXIDE		432.2	864.4
1550 RED OXIDE		441.3	882.6	1501 LANDAU BLACK		437.0	874.0
		0.0	0.0			0.0	0.0
4797 TAN	MAZDA MIATA 92-93 LEATHER			4804 RED	MAZDA RX7 92-93 LEATHER		
1559 YELLOW OXIDE		214.3	428.6	1552 FAST RED		253.8	507.6
1302 LOW LUSTER CLEAR		358.4	716.8	1302 LOW LUSTER CLEAR		339.3	678.6
1550 RED OXIDE		392.8	785.6	1550 RED OXIDE		400.8	801.6
1554 TINTING WHITE		426.6	853.2	1554 TINTING WHITE		424.1	848.2
1501 LANDAU BLACK		432.6	865.2	1501 LANDAU BLACK		427.9	855.8
		0.0	0.0			0.0	0.0
4798 SLATE	MAZDA 929 92-93 LEATHER			4805 SMOKE GRAY	MAZDA NAVAJO 92 LEATHER		
1554 TINTING WHITE		169.5	339.0	1554 TINTING WHITE		174.0	348.0
1302 LOW LUSTER CLEAR		315.6	631.2	1302 LOW LUSTER CLEAR		319.8	639.6
1501 LANDAU BLACK		377.6	755.2	1501 LANDAU BLACK		388.6	777.2
1559 YELLOW OXIDE		435.5	871.0	1551 FAST YELLOW		414.5	829.0
1553 FAST BLUE		438.7	877.4	1552 FAST RED		437.6	875.2
		0.0	0.0			0.0	0.0
4799 GRAY	MAZDA 929 92-93 LEATHER			4806 BEIGE	MAZDA TR 92-93		
1554 TINTING WHITE		207.0	414.0	1559 YELLOW OXIDE		219.4	438.8
1501 LANDAU BLACK		298.0	596.0	1554 TINTING WHITE		333.8	667.6
1302 LOW LUSTER CLEAR		385.7	771.4	1550 RED OXIDE		402.7	805.4
1550 RED OXIDE		429.7	859.4	1501 LANDAU BLACK		440.7	881.4
1559 YELLOW OXIDE		442.0	884.0			0.0	0.0
		0.0	0.0			0.0	0.0
4800 TAUPE	MAZDA 626 92-93 LEATHER			4807 GRAY	MAZDA TR 92-93		
1554 TINTING WHITE		163.3	326.6	1554 TINTING WHITE		221.3	442.6
1302 LOW LUSTER CLEAR		309.7	619.4	1559 YELLOW OXIDE		338.0	676.0
1559 YELLOW OXIDE		387.1	774.2	1501 LANDAU BLACK		413.7	827.4
1550 RED OXIDE		414.6	829.2	1550 RED OXIDE		445.8	891.6
1501 LANDAU BLACK		439.1	878.2			0.0	0.0
		0.0	0.0			0.0	0.0
4801 GRAY	MAZDA 626 92-93 LEATHER			4808 TAUPE	MAZDA MPV 92-93		
1554 TINTING WHITE		164.7	329.4	1302 LOW LUSTER CLEAR		144.2	288.4
1302 LOW LUSTER CLEAR		252.9	505.8	1559 YELLOW OXIDE		271.0	542.0
1501 LANDAU BLACK		328.7	657.4	1501 LANDAU BLACK		327.3	654.6
1559 YELLOW OXIDE		402.5	805.0	1550 RED OXIDE		380.5	761.0
1550 RED OXIDE		440.0	880.0	1554 TINTING WHITE		432.5	865.0
		0.0	0.0			0.0	0.0
4802 BLACK	MAZDA MX6-RX7 92 LEATHER			4809 LT TAUPE	MAZDA MPV 92 LEATHER		
1302 LOW LUSTER CLEAR		142.4	284.8	1554 TINTING WHITE		188.0	376.0
1501 LANDAU BLACK		269.8	539.6	1302 LOW LUSTER CLEAR		330.5	661.0
1552 FAST RED		337.3	674.6	1551 FAST YELLOW		371.4	742.8
1551 FAST YELLOW		387.9	775.8	1552 FAST RED		411.4	822.8
1554 TINTING WHITE		427.6	855.2	1501 LANDAU BLACK		438.7	877.4
		0.0	0.0			0.0	0.0

				PINTS	QUARTS					PINTS	QUARTS		
				GRAMS						GRAMS			
4810 CAMRY GRAY						TOYOTA 93							
1302	LOW LUSTER CLEAR		143.9		287.8								
1501	LANDAU BLACK		254.2		508.4								
1554	TINTING WHITE		344.5		689.0								
1552	FAST RED		393.6		787.2								
1551	FAST YELLOW		431.5		863.0								
			0.0		0.0								
4817 DK MOCHA						GM 94 INT							
						TRIM CODE 34							
1501	LANDAU BLACK						193.6				387.2		
1550	RED OXIDE						314.0				628.0		
1302	LOW LUSTER CLEAR						385.6				771.2		
1554	TINTING WHITE						421.0				842.0		
1553	FAST BLUE						430.9				861.8		
							0.0				0.0		
4811 CAMRY BLUE						TOYOTA 93							
1501	LANDAU BLACK		212.1		424.2								
1302	LOW LUSTER CLEAR		355.1		710.2								
1554	TINTING WHITE		410.9		821.8								
1553	FAST BLUE		425.4		850.8								
1552	FAST RED		429.3		858.6								
			0.0		0.0								
4818 MOCHA						GM 94 INT							
						TRIM CODE 34							
1559	YELLOW OXIDE						102.9				205.8		
1550	RED OXIDE						201.1				402.2		
1501	LANDAU BLACK						285.5				571.0		
1554	TINTING WHITE						363.1				726.2		
1302	LOW LUSTER CLEAR						435.6				871.2		
							0.0				0.0		
4812 CAMRY LT BROWN						TOYOTA 93							
1559	YELLOW OXIDE		144.3		288.6								
1302	LOW LUSTER CLEAR		231.3		462.6								
1554	TINTING WHITE		308.5		617.0								
1501	LANDAU BLACK		372.8		745.6								
1550	RED OXIDE		435.4		870.8								
			0.0		0.0								
4819 MED DK TEAL						GM 94 INT							
						TRIM CODE 37							
1501	LANDAU BLACK						155.1				310.2		
1554	TINTING WHITE						274.8				549.6		
1556	FAST GREEN						359.8				719.6		
1302	LOW LUSTER CLEAR						433.7				867.4		
							0.0				0.0		
							0.0				0.0		
4813 CAMRY BROWN						TOYOTA 93							
1501	LANDAU BLACK		163.8		327.6								
1302	LOW LUSTER CLEAR		249.4		498.8								
1550	RED OXIDE		331.8		663.6								
1559	YELLOW OXIDE		394.7		789.4								
1554	TINTING WHITE		431.4		862.8								
			0.0		0.0								
4820 MED DK ADRIATIC BLUE						GM 94 INT							
						TRIM CODE 30							
1302	LOW LUSTER CLEAR						144.9				289.8		
1554	TINTING WHITE						267.5				535.0		
1501	LANDAU BLACK						344.0				688.0		
1550	RED OXIDE						391.0				782.0		
1553	FAST BLUE						434.8				869.6		
							0.0				0.0		
4814 TAUPE						LEXUS 91							
1559	YELLOW OXIDE		132.3		264.6								
1550	RED OXIDE		223.1		446.2								
1302	LOW LUSTER CLEAR		310.1		620.2								
1501	LANDAU BLACK		377.2		754.4								
1554	TINTING WHITE		434.4		868.8								
			0.0		0.0								
4821 BRIGHT AQUA						GM 94 INT							
						TRIM CODE 44							
1556	FAST GREEN						165.6				331.2		
1553	FAST BLUE						251.2				502.4		
1554	TINTING WHITE						327.6				655.2		
1302	LOW LUSTER CLEAR						399.6				799.2		
1552	FAST RED						429.2				858.4		
							0.0				0.0		
4815 LT ROYAL BLUE MET						CM 94 EXT							
						TRIM CODE BC							
1508	SILVER		164.2		328.4								
1552	FAST RED		273.5		547.0								
1553	FAST BLUE		362.2		724.4								
1554	TINTING WHITE		430.9		861.8								
			0.0		0.0								
			0.0		0.0								
MUST TOPCOAT WITH 1301 SATIN GLOSS CLEAR													
4816 DK MONTANA BLUE						GM 94 INT							
						TRIM CODE 21							
1501	LANDAU BLACK		110.0		220.0								
1552	FAST RED		210.3		420.6								
1553	FAST BLUE		301.3		602.6								
1302	LOW LUSTER CLEAR		373.0		746.0								
1554	TINTING WHITE		428.2		856.4								
			0.0		0.0								
4823 NEUTRAL GRAY						SATURN 93-95 INT							
						TRIM CODE 16							
1554	TINTING WHITE						172.9				345.8		
1501	LANDAU BLACK						264.7				529.4		
1302	LOW LUSTER CLEAR						338.1				676.2		
1559	YELLOW OXIDE						410.4				820.8		
1550	RED OXIDE						440.5				881.0		
							0.0				0.0		

5117-5130				PINTS		QUARTS						PINTS		QUARTS	
				GRAMS		GRAMS						GRAMS		GRAMS	
5117 SUPREME WHITE								5124 SKY WHITE							
1554	TINTING WHITE	297.3	594.6	1554	TINTING WHITE	459.7	919.4								
1302	LOW LUSTER CLEAR	446.7	893.4	1553	FAST BLUE	460.4	920.8								
1501	LANDAU BLACK	446.8	893.6												
1553	FAST BLUE	446.9	893.8												
5118 POLAR WHITE								5125 FRESH VANILLA							
1554	TINTING WHITE	459.7	919.4	1554	TINTING WHITE	358.5	717.0								
1553	FAST BLUE	460.1	920.2	1559	YELLOW OXIDE	447.9	895.8								
1552	FAST RED	460.3	920.6	1550	RED OXIDE	452.5	905.0								
MUST TOP COAT WITH 1300 HIGH GLOSS CLEAR								1501	LANDAU BLACK	454.8	909.6				
5119 BABY WHITE								5126 VANILLA CREAM							
1554	TINTING WHITE	297.0	594.0	1554	TINTING WHITE	362.8	725.6								
1302	LOW LUSTER CLEAR	446.2	892.4	1559	YELLOW OXIDE	447.8	895.6								
1553	FAST BLUE	446.8	893.6	1550	RED OXIDE	453.0	906.0								
1501	LANDAU BLACK	446.9	893.8	1501	LANDAU BLACK	455.0	910.0								
5120 HOUSE WHITE								5127 PASTEL BEIGE							
1554	TINTING WHITE	458.7	917.4	1554	TINTING WHITE	420.2	840.4								
1501	LANDAU BLACK	459.4	918.8	1559	YELLOW OXIDE	451.3	902.6								
1559	YELLOW OXIDE	460.1	920.2	1550	RED OXIDE	455.9	911.8								
1553	FAST BLUE	460.3	920.6	1501	LANDAU BLACK	458.2	916.4								
MUST TOP COAT WITH 1300 HIGH GLOSS CLEAR								5128 VERY LIGHT MOCHA							
5121 SHARK WHITE								1554	TINTING WHITE	398.4	796.8				
1554	TINTING WHITE	456.5	913.0	1559	YELLOW OXIDE	446.0	892.0								
1501	LANDAU BLACK	458.3	916.6	1550	RED OXIDE	455.1	910.2								
1559	YELLOW OXIDE	459.7	919.4	1501	LANDAU BLACK	456.9	913.8								
1553	FAST BLUE	460.2	920.4	MUST TOP COAT WITH 1300 HIGH GLOSS CLEAR											
5122 GRAY WHITE								5129 LIGHT CARAMEL							
1554	TINTING WHITE	457.6	915.2	1554	TINTING WHITE	410.4	820.8								
1501	LANDAU BLACK	459.3	918.6	1559	YELLOW OXIDE	446.5	893.0								
1559	YELLOW OXIDE	460.0	920.0	1550	RED OXIDE	455.8	911.6								
1553	FAST BLUE	460.2	920.4	1501	LANDAU BLACK	457.7	915.4								
5123 PINE WHITE								5130 DARK PASTEL							
1554	TINTING WHITE	297.1	594.2	1554	TINTING WHITE	413.2	826.4								
1302	LOW LUSTER CLEAR	446.4	892.8	1559	YELLOW OXIDE	448.8	897.6								
1556	FAST GREEN	446.8	893.6	1550	RED OXIDE	454.1	908.2								
1550	RED OXIDE	446.9	893.8	1501	LANDAU BLACK	457.8	915.6								
MUST TOP COAT WITH 1300 HIGH GLOSS CLEAR								MUST TOP COAT WITH 1300 HIGH GLOSS CLEAR							

5131-5144		PINTS	QUARTS			PINTS	QUARTS
		GRAMS				GRAMS	
5131 GRAY IVORY				5138 HEATHER BEIGE			
1554	TINTING WHITE	400.4	800.8	1554	TINTING WHITE	423.5	847.0
1559	YELLOW OXIDE	449.7	899.4	1559	YELLOW OXIDE	449.2	898.4
1550	RED OXIDE	453.8	907.6	1550	RED OXIDE	455.2	910.4
1501	LANDAU BLACK	457.0	914.0	1501	LANDAU BLACK	458.4	916.8
MUST TOP COAT WITH 1302 LOW LUSTER CLEAR							
5132 BETTER BEIGE				5139 MED PEARL WHITE			
1554	TINTING WHITE	434.0	868.0	1554	TINTING WHITE	411.9	823.8
1559	YELLOW OXIDE	453.3	906.6	1559	YELLOW OXIDE	450.8	901.6
1550	RED OXIDE	456.3	912.6	1501	LANDAU BLACK	455.8	911.6
1501	LANDAU BLACK	459.0	918.0	1550	RED OXIDE	457.6	915.2
5133 PASTEL WHITE				5140 OYSTER WHITE			
1554	TINTING WHITE	454.5	909.0	1554	TINTING WHITE	426.9	853.8
1551	FAST YELLOW	457.3	914.6	1559	YELLOW OXIDE	449.3	898.6
1550	RED OXIDE	458.7	917.4	1550	RED OXIDE	456.6	913.2
1501	LANDAU BLACK	460.1	920.2	1556	FAST GREEN	458.4	916.8
5134 NATURAL WHITE				5141 DARK OYSTER WHITE			
1554	TINTING WHITE	454.2	908.4	1554	TINTING WHITE	305.2	610.4
1559	YELLOW OXIDE	458.2	916.4	1302	LOW LUSTER CLEAR	417.4	834.8
1552	FAST RED	459.7	919.4	1559	YELLOW OXIDE	444.0	888.0
1553	FAST BLUE	460.0	920.0	1550	RED OXIDE	446.6	893.2
				1501	LANDAU BLACK	448.5	897.0
5135 CAROLINA WHITE				5142 LIGHT PASTEL			
1554	TINTING WHITE	453.5	907.0	1554	TINTING WHITE	420.7	841.4
1559	YELLOW OXIDE	458.2	916.4	1559	YELLOW OXIDE	450.6	901.2
1501	LANDAU BLACK	460.1	920.2	1550	RED OXIDE	455.1	910.2
				1501	LANDAU BLACK	458.2	916.4
5136 DARK NATURAL WHITE				5143 BAMBI			
1554	TINTING WHITE	442.4	884.8	1554	TINTING WHITE	279.0	558.0
1559	YELLOW OXIDE	457.1	914.2	1302	LOW LUSTER CLEAR	427.3	854.6
1501	LANDAU BLACK	458.9	917.8	1559	YELLOW OXIDE	441.8	883.6
1550	RED OXIDE	459.4	918.8	1550	RED OXIDE	444.8	889.6
				1501	LANDAU BLACK	446.0	892.0
5137 OXFORD WHITE				5144 DEER			
1554	TINTING WHITE	437.3	874.6	1554	TINTING WHITE	406.6	813.2
1559	YELLOW OXIDE	453.9	907.8	1559	YELLOW OXIDE	444.5	889.0
1501	LANDAU BLACK	458.5	917.0	1550	RED OXIDE	453.2	906.4
1550	RED OXIDE	459.0	918.0	1501	LANDAU BLACK	457.3	914.6

5145-5158		PINTS	QUARTS			PINTS	QUARTS
		GRAMS				GRAMS	
5145 ELK				5152 PHANTOM BEIGE			
1554	TINTING WHITE	281.9	563.8	1554	TINTING WHITE	277.6	555.2
1302	LOW LUSTER CLEAR	398.0	796.0	1559	YELLOW OXIDE	426.6	853.2
1559	YELLOW OXIDE	434.5	869.0	1501	LANDAU BLACK	440.1	880.2
1550	RED OXIDE	443.5	887.0	1550	RED OXIDE	450.0	900.0
1501	LANDAU BLACK	447.1	894.2				
5146 CHAMPAGNE				5153 WALNUT BEIGE			
1554	TINTING WHITE	411.5	823.0	1554	TINTING WHITE	376.2	752.4
1559	YELLOW OXIDE	454.9	909.8	1559	YELLOW OXIDE	435.1	870.2
1550	RED OXIDE	456.3	912.6	1501	LANDAU BLACK	445.5	891.0
1501	LANDAU BLACK	457.7	915.4	1550	RED OXIDE	455.5	911.0
5147 LIGHT PHANTOM WHITE				5154 CASTLE BEIGE			
1554	TINTING WHITE	425.6	851.2	1554	TINTING WHITE	211.2	422.4
1559	YELLOW OXIDE	454.0	908.0	1302	LOW LUSTER CLEAR	359.6	719.2
1550	RED OXIDE	456.3	912.6	1559	YELLOW OXIDE	418.2	836.4
1501	LANDAU BLACK	458.4	916.8	1501	LANDAU BLACK	433.8	867.6
				1550	RED OXIDE	441.9	883.8
5148 ROCK BEIGE				5155 DUSTY BEIGE			
1554	TINTING WHITE	232.4	464.8	1554	TINTING WHITE	205.1	410.2
1559	YELLOW OXIDE	341.5	683.0	1302	LOW LUSTER CLEAR	352.4	704.8
1302	LOW LUSTER CLEAR	430.3	860.6	1559	YELLOW OXIDE	414.5	829.0
1550	RED OXIDE	438.5	877.0	1501	LANDAU BLACK	429.0	858.0
1501	LANDAU BLACK	445.0	890.0	1550	RED OXIDE	441.6	883.2
5149 KHAKI				5156 AUTUMN BEIGE			
1554	TINTING WHITE	181.5	363.0	1554	TINTING BEIGE	263.7	527.4
1559	YELLOW OXIDE	313.7	627.4	1551	FAST YELLOW	346.7	693.4
1302	LOW LUSTER CLEAR	414.3	828.6	1302	LOW LUSTER CLEAR	410.5	821.0
1550	RED OXIDE	429.1	858.2	1552	FAST RED	442.0	884.0
1501	LANDAU BLACK	441.8	883.6	1501	LANDAU BLACK	445.0	890.0
5150 DIRTY BEIGE				5157 APRICOT			
1302	LOW LUSTER CLEAR	146.0	292.0	1554	TINTING WHITE	330.3	660.6
1554	TINTING WHITE	286.4	572.8	1559	YELLOW OXIDE	449.6	899.2
1559	YELLOW OXIDE	421.6	843.2	1550	RED OXIDE	453.2	906.4
1501	LANDAU BLACK	430.0	860.0				
1550	RED OXIDE	438.1	876.2				
5151 HONEY BEIGE				5158 COTTAGE BEIGE			
1554	TINTING WHITE	186.0	372.0	1554	TINTING BEIGE	357.7	715.4
1559	YELLOW OXIDE	329.1	658.2	1559	YELLOW OXIDE	442.3	884.6
1302	LOW LUSTER CLEAR	417.6	835.2	1550	RED OXIDE	453.8	907.6
1550	RED OXIDE	431.1	862.2	1501	LANDAU BLACK	454.8	909.6
1501	LANDAU BLACK	442.4	884.8				

5159-5172				PINTS		QUARTS		PINTS				QUARTS	
				GRAMS		GRAMS						GRAMS	
5159 CREAM WHEAT						5166 PECAN BEIGE							
1554	TINTING WHITE	356.8	713.6	1554	TINTING WHITE			270.0	540.0				
1559	YELLOW OXIDE	453.3	906.6	1559	YELLOW OXIDE			410.3	820.6				
1501	LANDAU BLACK	454.7	909.4	1550	RED OXIDE			436.0	872.0				
				1501	LANDAU BLACK			449.8	899.6				
5160 WHEAT						5167 SADDLE BEIGE							
1559	YELLOW OXIDE	156.7	313.4	1554	TINTING WHITE			161.6	323.2				
1302	LOW LUSTER CLEAR	302.5	605.0	1302	LOW LUSTER CLEAR			307.9	615.8				
1554	TINTING WHITE	424.2	848.4	1559	YELLOW OXIDE			409.7	819.4				
1550	RED OXIDE	432.7	865.4	1550	RED OXIDE			427.3	854.6				
1501	LANDAU BLACK	437.3	874.6	1501	LANDAU BLACK			439.3	878.6				
5161 ROCKY BEIGE						5168 CLASSIC CARAMEL							
1559	YELLOW OXIDE	308.7	617.4	1554	TINTING WHITE			279.2	558.4				
1554	TINTING WHITE	433.9	867.8	1559	YELLOW OXIDE			419.5	839.0				
1501	LANDAU BLACK	438.2	876.4	1550	RED OXIDE			439.7	879.4				
1550	RED OXIDE	441.7	883.4	1501	LANDAU BLACK			450.2	900.4				
5162 SAND BEIGE						5169 DARK KAHLUA							
1554	TINTING WHITE	261.6	523.2	1554	TINTING WHITE			212.9	425.8				
1551	FAST YELLOW	346.2	692.4	1559	YELLOW OXIDE			405.2	810.4				
1302	LOW LUSTER CLEAR	411.6	823.2	1550	RED OXIDE			434.5	869.0				
1552	FAST RED	439.9	879.8	1501	LANDAU BLACK			446.5	893.0				
1501	LANDAU BLACK	444.8	889.6										
5163 CLAYTON TAN						5170 KAHLUA							
1554	TINTING WHITE	316.7	633.4	1559	YELLOW OXIDE			210.6	421.2				
1559	YELLOW OXIDE	444.7	889.4	1554	TINTING WHITE			407.4	814.8				
1550	RED OXIDE	449.7	899.4	1550	RED OXIDE			437.2	874.4				
1501	LANDAU BLACK	452.4	904.8	1501	LANDAU BLACK			445.7	891.4				
5164 LIGHT BEIGE						5171 CHESTNUT							
1554	TINTING WHITE	285.7	571.4	1559	YELLOW OXIDE			218.2	436.4				
1559	YELLOW OXIDE	438.0	876.0	1554	TINTING WHITE			317.0	634.0				
1550	RED OXIDE	444.8	889.6	1302	LOW LUSTER CLEAR			404.4	808.8				
1501	LANDAU BLACK	450.7	901.4	1550	RED OXIDE			432.8	865.6				
				1501	LANDAU BLACK			437.8	875.6				
5165 SUPREME BEIGE						5172 COPPER MET.							
1554	TINTING WHITE	182.9	365.8	1508	SILVER			210.4	420.8				
1559	YELLOW OXIDE	336.8	673.6	1552	FAST RED			350.0	700.0				
1302	LOW LUSTER CLEAR	425.3	850.6	1551	FAST YELLOW			401.5	803.0				
1550	RED OXIDE	435.9	871.8	1556	FAST GREEN			422.5	845.0				
1501	LANDAU BLACK	442.3	884.6	1554	TINTING WHITE			428.1	856.2				
MUST TOP COAT WITH 1301 SATIN GLOSS CLEAR													

5173-5186				PINTS		QUARTS	
				GRAMS		GRAMS	
<b>5173 LIGHT SADDLE</b>				<b>5180 DARK SADDLE</b>			
1559	YELLOW OXIDE	228.3	456.6	1559	YELLOW OXIDE	229.1	458.2
1554	TINTING WHITE	392.8	785.6	1554	TINTING WHITE	394.1	788.2
1550	RED OXIDE	432.0	864.0	1550	RED OXIDE	432.5	865.0
1501	LANDAU BLACK	443.8	887.6	1501	LANDAU BLACK	443.9	887.8
<b>5174 BISCUIT</b>				<b>5181 DARK KHAKI</b>			
1559	YELLOW OXIDE	242.8	485.6	1559	YELLOW OXIDE	252.3	504.6
1554	TINTING WHITE	392.8	785.6	1554	TINTING WHITE	383.6	767.2
1550	RED OXIDE	439.2	878.4	1550	RED OXIDE	432.4	864.8
1501	LANDAU BLACK	443.2	886.4	1501	LANDAU BLACK	442.2	884.4
<b>MUST TOP COAT WITH 1302 LOW LUSTER CLEAR</b>							
<b>5175 SHELL</b>				<b>5182 COFFEE</b>			
1554	TINTING WHITE	263.9	527.8	1559	YELLOW OXIDE	195.9	391.8
1559	YELLOW OXIDE	400.6	801.2	1302	LOW LUSTER CLEAR	340.4	680.8
1550	RED OXIDE	449.2	898.4	1554	TINTING WHITE	390.3	780.6
1501	LANDAU BLACK	449.6	899.2	1550	RED OXIDE	424.3	848.6
				1501	LANDAU BLACK	433.2	866.4
<b>5176 ELK GRAIN</b>				<b>5183 SANDLE WOOD</b>			
1554	TINTING WHITE	324.1	648.2	1559	YELLOW OXIDE	312.1	624.2
1559	YELLOW OXIDE	400.6	801.2	1550	RED OXIDE	371.8	743.6
1550	RED OXIDE	436.4	872.8	1554	TINTING WHITE	429.3	858.6
1501	LANDAU BLACK	452.7	905.4	1501	LANDAU BLACK	438.1	876.2
<b>5177 SWEET MOCHA</b>				<b>5184 GRAY KHAKI</b>			
1554	TINTING WHITE	266.7	533.4	1559	YELLOW OXIDE	234.9	469.8
1559	YELLOW OXIDE	391.0	782.0	1554	TINTING WHITE	380.0	760.0
1550	RED OXIDE	436.9	873.8	1550	RED OXIDE	417.5	835.0
1501	LANDAU BLACK	449.5	899.0	1501	LANDAU BALCK	442.5	885.0
<b>5178 ANTELOPE BEIGE</b>				<b>5185 COFFEE CREAM</b>			
1554	TINTING WHITE	319.3	638.6	1559	YELLOW OXIDE	267.7	535.4
1559	YELLOW OXIDE	401.7	803.4	1554	TINTING WHITE	396.6	793.2
1550	RED OXIDE	437.9	875.8	1550	RED OXIDE	430.5	861.0
1501	LANDAU BLACK	452.4	904.8	1501	LANDAU BLACK	441.8	883.6
<b>5179 SIERRA NEUTRAL</b>				<b>5186 FRENCH COFFEE</b>			
1554	TINTING WHITE	195.7	391.4	1559	YELLOW OXIDE	265.4	530.8
1302	LOW LUSTER CLEAR	343.4	686.8	1554	TINTING WHITE	393.0	786.0
1559	YELLOW OXIDE	412.4	824.8	1550	RED OXIDE	427.3	854.6
1550	RED OXIDE	428.1	856.2	1501	LANDAU BLACK	441.7	883.4
1501	LANDAU BLACK	441.1	882.2	<b>MUST TOP COAT WITH 1302 SATIN GLOSS CLEAR</b>			

		PINTS	QUARTS			PINTS	QUARTS
		GRAMS				GRAMS	
5187 DARK OATMEAL				5194 SPICE			
1559	YELLOW OXIDE	292.9	585.8	1559	YELLOW OXIDE	297.4	594.8
1554	TINTING WHITE	381.6	763.2	1550	RED OXIDE	370.6	741.2
1550	RED OXIDE	419.2	838.4	1554	TINTING WHITE	428.0	856.0
1501	LANDAU BLACK	439.5	879.0	1501	LANDAU BLACK	438.1	876.2
5188 DARK BISCUIT				5195 MED. SPICE			
1559	YELLOW OXIDE	217.9	435.8	1559	YELLOW OXIDE	174.8	349.6
1554	TINTING WHITE	358.3	716.6	1302	LOW LUSTER CLEAR	316.7	633.4
1550	RED OXIDE	424.7	849.4	1554	TINTING WHITE	372.9	745.8
1501	LANDAU BLACK	442.4	884.8	1550	RED OXIDE	427.7	855.4
				1501	LANDAU BLACK	433.9	867.8
5189 TAN				5196 COFFEE SUPREME			
1559	YELLOW OXIDE	221.1	442.2	1302	LOW LUSTER CLEAR	145.2	290.4
1554	TINTING WHITE	371.3	742.6	1559	YELLOW OXIDE	290.1	580.2
1550	RED OXIDE	429.3	858.6	1554	TINTING WHITE	379.0	758.0
1501	LANDAU BLACK	443.0	886.0	1550	RED OXIDE	420.8	841.6
				1501	LANDAU BLACK	435.3	870.6
5190 DARK GINGER				5197 DOESKIN			
1559	YELLOW OXIDE	211.9	423.8	1554	TINTING WHITE	205.5	411.0
1302	LOW LUSTER CLEAR	300.1	600.2	1559	YELLOW OXIDE	386.2	772.4
1550	RED OXIDE	357.2	714.4	1550	RED OXIDE	420.1	840.2
1554	TINTING WHITE	408.7	817.4	1501	LANDAU BLACK	445.8	891.6
1501	LANDAU BLACK	434.8	869.6	MUST TOP COAT WITH 1302 SATIN GLOSS CLEAR			
5191 COCONUT				5198 DRIFTWOOD			
1302	LOW LUSTER CLEAR	225.7	451.4	1559	YELLOW OXIDE	196.4	392.8
1559	YELLOW OXIDE	362.6	725.2	1554	TINTING WHITE	377.1	754.2
1550	RED OXIDE	424.3	848.6	1550	RED OXIDE	418.6	837.2
1556	FAST GREEN	428.2	856.4	1501	LANDAU BLACK	444.5	889.0
5192 BAMB00				5199 MED. CASTELLA			
1559	YELLOW OXIDE	206.9	413.8	1554	TINTING WHITE	199.1	398.2
1302	LOW LUSTER CLEAR	288.7	577.4	1559	YELLOW OXIDE	348.7	697.4
1550	RED OXIDE	359.2	718.4	1550	RED OXIDE	415.7	831.4
1554	TINTING WHITE	413.2	826.4	1501	LANDAU BLACK	445.5	891.0
1552	FAST RED	435.2	870.4				
5193 SANTA BROWN				5200 DARK CASTELLA			
1559	YELLOW OXIDE	165.7	331.4	1554	TINTING WHITE	155.0	310.0
1554	TINTING WHITE	315.2	630.4	1559	YELLOW OXIDE	268.2	536.4
1550	RED OXIDE	424.2	848.4	1302	LOW LUSTER CLEAR	338.0	676.0
1501	LANDAU BLACK	443.1	886.2	1550	RED OXIDE	405.8	811.6
MUST TOP COAT WITH 1300 HIGH GLOSS CLEAR				1501	LANDAU BLACK	440.9	881.8



5201-5214		PINTS	QUARTS			PINTS	QUARTS
		GRAMS				GRAMS	
5201 PUMICE				5208 TAUPE			
1559	YELLOW OXIDE	164.9	329.8	1559	YELLOW OXIDE	184.6	369.2
1554	TINTING WHITE	323.1	646.2	1554	TINTING WHITE	281.2	562.4
1550	RED OXIDE	392.3	784.6	1501	LANDAU BLACK	365.9	731.8
1501	LANDAU BLACK	442.8	885.6	1550	RED OXIDE	438.7	877.4
5202 MED. SANDSTONE				5209 BROWN			
1559	YELLOW OXIDE	186.5	373.0	1559	YELLOW OXIDE	184.6	369.2
1554	TINTING WHITE	363.6	727.2	1550	RED OXIDE	332.3	664.6
1550	RED OXIDE	416.3	832.6	1501	LANDAU BLACK	398.7	797.4
1501	LANDAU BLACK	444.3	888.6	1554	TINTING WHITE	436.0	872.0
5203` NATURE				5210 SWISS BROWN			
1302	LOW LUSTER CLEAR	145.0	290.0	1559	YELLOW OXIDE	200.8	401.6
1559	YELLOW OXIDE	271.0	542.0	1550	RED OXIDE	339.8	679.6
1554	TINTING WHITE	389.8	779.6	1501	LANDAU BLACK	415.5	831.0
1550	RED OXIDE	423.7	847.4	1554	TINTING WHITE	434.8	869.6
1501	LANDAU BLACK	436.9	873.8				
5204 DARK SPICE				5211 BROWNIE			
1559	YELLOW OXIDE	206.6	413.2	1559	YELLOW OXIDE	202.1	404.2
1302	LOW LUSTER CLEAR	350.0	700.0	1550	RED OXIDE	339.3	678.6
1550	RED OXIDE	410.1	820.2	1501	LANDAU BLACK	415.5	831.0
1501	LANDAU BLACK	430.4	860.8	1554	TINTING WHITE	434.9	869.8
5205 DARK TAN				5212 CEDAR BROWN			
1559	YELLOW OXIDE	195.7	391.4	1559	YELLOW OXIDE	182.4	364.8
1302	LOW LUSTER CLEAR	326.7	653.4	1550	RED OXIDE	331.2	662.4
1550	RED OXIDE	412.8	825.6	1501	LANDAU BLACK	398.3	796.6
1501	LANDAU BLACK	430.8	861.6	1554	TINTING WHITE	436.0	872.0
5206 DARK CHAMOIS				5213 REDDISH AUBURN			
1559	YELLOW OXIDE	221.3	442.6	1559	YELLOW OXIDE	177.7	355.4
1550	RED OXIDE	312.8	625.6	1552	FAST RED	328.9	657.8
1554	TINTING WHITE	377.7	755.4	1302	LOW LUSTER CLEAR	415.1	830.2
1501	LANDAU BLACK	437.5	875.0	1501	LANDAU BLACK	428.7	857.4
5207 BROWN SUGAR				5214 ROSEWOOD BROWN			
1559	YELLOW OXIDE	175.5	351.0	1501	LANDAU BLACK	171.0	342.0
1550	RED OXIDE	278.2	556.4	1550	RED OXIDE	337.6	675.2
1554	TINTING WHITE	366.6	733.2	1554	TINTING WHITE	409.4	818.8
1501	LANDAU BLACK	438.5	877.0	1559	YELLOW OXIDE	436.0	872.0

5215-5228				PINTS	QUARTS	PINTS				QUARTS	
				GRAMS						GRAMS	
5215 DARK CHOCOLATE						5222 HONEY BROWN					
1559	YELLOW OXIDE	171.9	343.8	1559	YELLOW OXIDE	234.1	468.2				
1302	LOW LUSTER CLEAR	310.9	621.8	1550	RED OXIDE	345.1	690.2				
1550	RED OXIDE	374.9	749.8	1302	LOW LUSTER CLEAR	419.1	838.2				
1501	LANDAU BLACK	429.9	859.8	1501	LANDAU BLACK	432.8	865.6				
5216 MED. DARK CHOCOLATE						5223 BROWN HORSE					
1302	LOW LUSTER CLEAR	146.1	292.2	1559	YELLOW OXIDE	283.4	566.8				
1559	YELLOW OXIDE	258.0	516.0	1550	RED OXIDE	420.6	841.2				
1550	RED OXIDE	351.2	702.4	1501	LANDAU BLACK	435.0	870.0				
1501	LANDAU BLACK	422.7	845.4								
1554	TINTING WHITE	429.8	859.6								
5217 CAMOUFLAGE						5224 PERSIMMON					
1559	YELLOW OXIDE	290.6	581.2	1550	RED OXIDE	215.6	431.2				
1501	LANDAU BLACK	384.8	769.6	1559	YELLOW OXIDE	419.4	838.8				
1550	RED OXIDE	420.5	841.0	1501	LANDAU BLACK	435.1	870.2				
1554	TINTING WHITE	433.8	867.6								
5218 BROWN BETTY						5225 RED OAK					
1559	YELLOW OXIDE	241.4	482.8	1550	RED OXIDE	155.1	310.2				
1550	RED OXIDE	343.7	687.4	1302	LOW LUSTER CLEAR	298.7	597.4				
1501	LANDAU BLACK	433.4	866.8	1559	YELLOW OXIDE	418.4	836.8				
				1501	LANDAU BLACK	430.8	861.6				
5219 BRANDY						5226 VAQUERO					
1559	YELLOW OXIDE	260.4	520.8	1550	RED OXIDE	338.6	677.2				
1550	RED OXIDE	356.7	713.4	1559	YELLOW OXIDE	405.7	811.4				
1501	LANDAU BLACK	414.8	829.6	1501	LANDAU BLACK	428.4	856.8				
1554	TINTING WHITE	435.0	870.0	1554	TINTING WHITE	435.8	871.6				
5220 GINGER BROWN						5227 LIGHT VAQUERO					
1551	FAST YELLOW	167.9	335.8	1550	RED OXIDE	262.3	524.6				
1550	RED OXIDE	310.4	620.8	1551	FAST YELLOW	402.0	804.0				
1302	LOW LUSTER CLEAR	396.4	792.8	1554	TINTING WHITE	421.5	843.0				
1554	TINTING WHITE	421.2	842.4	1501	LANDAU BLACK	433.3	866.6				
1501	LANDAU BLACK	430.1	860.2								
5221 NUT BROWN						5228 GREEN LIGHT					
1302	LOW LUSTER CLEAR	140.5	281.0	1302	LOW LUSTER CLEAR	142.4	284.8				
1551	FAST YELLOW	277.6	555.2	1556	FAST GREEN	282.1	564.2				
1550	RED OXIDE	401.5	803.0	1501	LANDAU BLACK	352.3	704.6				
1554	TINTING WHITE	422.3	844.6	1559	YELLOW OXIDE	406.3	812.6				
1501	LANDAU BLACK	429.0	858.0	1554	TINTING WHITE	427.2	854.4				

5229-5242		PINTS	QUARTS			PINTS	QUARTS
		GRAMS				GRAMS	
5229 CONE GREEN				5236 MOUNTAIN GREEN			
1551	FAST YELLOW	234.7	469.4	1559	YELLOW OXIDE	263.8	527.6
1554	TINTING WHITE	328.9	657.8	1501	LANDAU BLACK	373.7	747.4
1501	LANDAU BLACK	408.9	817.8	1556	FAST GREEN	412.6	825.2
1556	FAST GREEN	432.6	865.2	1554	TINTING WHITE	432.9	865.8
5230 FOREST GREEN				5237 GREEN STONE			
1556	FAST GREEN	160.3	320.6	1559	YELLOW OXIDE	168.9	337.8
1501	LANDAU BLACK	294.7	589.4	1553	FAST BLUE	318.1	636.2
1551	FAST YELLOW	365.4	730.8	1556	FAST GREEN	416.2	832.4
1554	TINTING WHITE	430.5	861.0	1554	TINTING WHITE	429.4	858.8
5231 BAY GREEN				5238 GREEN SAGE			
1556	FAST GREEN	208.6	417.2	1556	FAST GREEN	220.1	440.2
1551	FAST YELLOW	325.3	650.6	1501	LANDAU BLACK	330.4	660.8
1501	LANDAU BLACK	388.4	776.8	1559	YELLOW OXIDE	405.1	810.2
1554	TINTING WHITE	428.4	856.8	1554	TINTING WHITE	429.1	858.2
5232 PINE GREEN				5239 EMERALD GREEN			
1551	FAST YELLOW	186.5	373.0	1556	FAST GREEN	150.3	300.6
1553	FAST BLUE	366.1	732.2	1559	YELLOW OXIDE	268.2	536.4
1554	TINTING WHITE	429.4	858.8	1302	LOW LUSTER CLEAR	386.1	772.2
				1501	LANDAU BLACK	422.9	845.8
				1554	TINTING WHITE	427.5	855.0
5233 HUNTER GREEN				5240 SPROUT GREEN			
1551	FAST YELLOW	178.4	356.8	1556	FAST GREEN	238.1	476.2
1554	TINTING WHITE	317.9	635.8	1302	LOW LUSTER CLEAR	307.4	614.8
1553	FAST BLUE	382.8	765.6	1551	FAST YELLOW	364.3	728.6
1501	LANDAU BLACK	435.8	871.6	1501	LANDAU BLACK	398.2	796.4
				1554	TINTING WHITE	427.2	854.4
5234 GREEN LAWN				5241 BRIGHT GREEN			
1556	FAST GREEN	209.2	418.4	1553	FAST BLUE	178.6	357.2
1559	YELLOW OXIDE	377.1	754.2	1551	FAST YELLOW	285.2	570.4
1501	LANDAU BLACK	407.7	815.4	1556	FAST GREEN	369.5	739.0
1554	TINTING WHITE	430.9	861.8	1554	TINTING WHITE	429.0	858.0
5235 SEA GREEN				5242 BRIAR GREEN			
1559	YELLOW OXIDE	259.1	518.2	1302	LOW LUSTER CLEAR	160.6	321.2
1554	TINTING WHITE	355.7	711.4	1559	YELLOW OXIDE	296.6	593.2
1553	FAST BLUE	410.1	820.2	1553	FAST BLUE	413.1	826.2
1501	LANDAU BLACK	438.2	876.4	1501	LANDAU BLACK	420.3	840.6
				1554	TINTING WHITE	427.3	854.6

5243-5256		PINTS	QUARTS			PINTS	QUARTS
		GRAMS				GRAMS	
5243 EARTH GREEN				5250 GRAY HOUND			
1556	FAST GREEN	230.0	460.0	1554	TINTING WHITE	251.2	502.4
1501	LANDAU BLACK	344.1	688.2	1302	LOWLUSTER CLEAR	399.3	798.6
1554	TINTING WHITE	406.1	812.2	1501	LANDAU BLACK	420.0	840.0
1551	FAST YELLOW	430.2	860.4	1559	YELLOW OXIDE	440.4	880.8
				1550	RED OXIDE	444.0	888.0
5244 WHITE FOX				5251 ASH PEARL			
1554	TINTING WHITE	411.0	822.0	1554	TINTING WHITE	379.0	758.0
1559	YELLOW OXIDE	438.4	876.8	1559	YELLOW OXIDE	427.0	854.0
1550	RED OXIDE	453.0	906.0	1501	LANDAU BLACK	453.5	907.0
1553	FAST BLUE	457.6	915.2	1553	FAST BLUE	455.4	910.8
5245 WHITE ROCK				5252 GRAY FERN			
1554	TINTING WHITE	285.4	570.8	1554	TINTING WHITE	255.9	511.8
1302	LOW LUSTER CLEAR	433.9	867.8	1302	LOW LUSTER CLEAR	344.1	688.2
1559	YELLOW OXIDE	439.9	879.8	1501	LANDAU BLACK	380.8	761.6
1501	LANDAU BLACK	445.6	891.2	1559	YELLOW OXIDE	414.0	828.0
1550	RED OXIDE	446.2	892.4	1550	RED OXIDE	445.8	891.6
5246 SILVER GRAY				5253 PLATINUM GRAY			
1554	TINTING WHITE	262.6	525.2	1554	TINTING WHITE	347.0	694.0
1302	LOW LUSTER CLEAR	411.0	822.0	1559	YELLOW OXIDE	389.6	779.2
1559	YELLOW OXIDE	427.6	855.2	1550	RED OXIDE	422.3	844.6
1501	LANDAU BLACK	439.8	879.6	1501	LANDAU BLACK	453.6	907.2
1550	RED OXIDE	444.8	889.6				
5247 GRAY OXFORD				5254 SILVER FOX			
1554	TINTING WHITE	428.6	857.2	1554	TINTING WHITE	326.5	653.0
1501	LANDAU BLACK	448.7	897.4	1501	LANDAU BLACK	399.7	799.4
1559	YELLOW OXIDE	456.9	913.8	1559	YELLOW OXIDE	438.5	877.0
1550	RED OXIDE	458.3	916.6	1550	RED OXIDE	451.6	903.2
5248 GRAY FOX				5255 SLATE GRAY			
1554	TINTING WHITE	386.0	772.0	1554	TINTING WHITE	356.0	712.0
1501	LANDAU BLACK	418.8	837.6	1501	LANDAU BLACK	415.1	830.2
1559	YELLOW OXIDE	450.2	900.4	1559	YELLOW OXIDE	437.6	875.2
1550	RED OXIDE	455.7	911.4	1550	RED OXIDE	453.5	907.0
5249 SILVER BASE				5256 SILVER BELL			
1554	TINTING WHITE	206.1	412.2	1554	TINTING WHITE	355.8	711.6
1302	LOW LUSTER CLEAR	353.6	707.2	1501	LANDAU BLACK	404.7	809.4
1559	YELLOW OXIDE	396.7	793.4	1559	YELLOW OXIDE	441.9	883.8
1550	RED OXIDE	429.4	858.8	1550	RED OXIDE	453.7	907.4
1553	FAST BLUE	441.7	883.4				

				PINTS		QUARTS						PINTS		QUARTS	
5257-5270				GRAMS								GRAMS			
5257 ASH GRAY								5264 DARK GRAY MET.							
1554	TINTING WHITE	306.4	612.8	1508	SILVER	275.6	551.2	1501	LANDAU BLACK	395.4	790.8	1553	FAST BLUE	423.2	846.4
1559	YELLOW OXIDE	392.9	785.8	1551	FAST YELLOW	428.6	857.2								
1501	LANDAU BLACK	438.6	877.2												
1550	RED OXIDE	451.0	902.0												
								MUST TOP COAT WITH 1300 HIGH GLOSS CLEAR							
5258 SILVER FERN								5265 MED. GRAY							
1554	TINTING WHITE	231.7	463.4	1554	TINTING WHITE	311.7	623.4	1501	LANDAU BLACK	394.3	788.6	1559	YELLOW OXIDE	438.1	876.2
1302	LOW LUSTER CLEAR	379.3	758.6	1550	RED OXIDE	450.6	901.2								
1551	FAST YELLOW	403.2	806.4												
1501	LANDAU BLACK	426.5	853.0												
1550	RED OXIDE	442.4	884.8												
								MUST TOP COAT WITH 1300 HIGH GLOSS CLEAR							
5259 GRAY MOSS								5266 GRAY PRINT							
1554	TINTING WHITE	204.3	408.6	1554	TINTING WHITE	201.7	403.4	1302	LOW LUSTER CLEAR	303.7	607.4	1501	LANDAU BLACK	370.7	741.4
1559	YELLOW OXIDE	362.7	725.4	1559	YELLOW OXIDE	428.2	856.4	1550	RED OXIDE	441.8	883.6				
1501	LANDAU BLACK	417.5	835.0												
1550	RED OXIDE	445.1	890.2												
5260 GRAY MET.								5267 COOL GRAY							
1508	SILVER	301.3	602.6	1554	TINTING WHITE	238.4	476.8	1501	LANDAU BLACK	339.6	679.2	1559	YELLOW OXIDE	430.1	860.2
1501	LANDAU BLACK	397.9	795.8	1550	RED OXIDE	446.1	892.2								
1552	FAST RED	426.0	852.0												
1551	FAST YELLOW	429.1	858.2												
5261 SILVER FOIL MET.								5268 BEN GRAY							
1508	SILVER	274.4	548.8	1554	TINTING WHITE	208.9	417.8	1501	LANDAU BLACK	289.9	579.8	1302	LOW LUSTER CLEAR	369.3	738.6
1501	LANDAU BLACK	396.6	793.2	1559	YELLOW OXIDE	432.8	865.6	1550	RED OXIDE	442.6	885.2				
1553	FAST BLUE	419.6	839.2												
1551	FAST YELLOW	428.7	857.4												
5262 SILVER FROST								5269 MED. OPAL							
1508	SILVER	340.3	680.6	1302	LOW LUSTER CLEAR	187.9	375.8	1554	TINTING WHITE	268.6	537.2	1550	RED OXIDE	347.3	694.6
1554	TINTING WHITE	391.2	782.4	1559	YELLOW OXIDE	398.6	797.2	1553	FAST BLUE	433.2	866.4				
1501	LANDAU BLACK	431.0	862.0												
1551	FAST YELLOW	432.5	865.0												
1552	FAST RED	433.3	866.6												
5263 GUN POWDER MET.								5270 MED. DARK GRAY							
1508	SILVER	240.4	480.8	1554	TINTING WHITE	159.9	319.8	1300	HIGH GLOSS CLEAR	305.9	611.8	1501	LANDAU BLACK	395.0	790.0
1302	LOW LUSTER CLEAR	389.8	779.6	1559	YELLOW OXIDE	421.9	843.8	1550	RED OXIDE	437.9	875.8				
1552	FAST RED	407.0	814.0												
1551	FAST YELLOW	417.3	834.6												
1554	TINTING WHITE	424.2	848.4												

		PINTS	QUARTS			PINTS	QUARTS
		GRAMS				GRAMS	
<b>5271-5284</b>							
<b>5271 GLAZE GRAY</b>				<b>5278 MED SILVER STONE</b>			
1554	TINTING WHITE	152.7	305.4	1508	SILVER	236.3	472.6
1300	HIGH GLOSS CLEAR	298.5	597.0	1552	FAST RED	330.1	660.2
1501	LANDAU BLACK	400.6	801.2	1501	LANDAU BLACK	406.3	812.6
1559	YELLOW OXIDE	421.9	843.8	1553	FAST BLUE	428.1	856.2
1550	RED OXIDE	437.3	874.6				
<b>5272 DARK GRAY</b>				<b>5279 SILVER STONE</b>			
1554	TINTING WHITE	180.9	361.8	1508	SILVER	277.7	555.4
1501	LANDAU BLACK	310.1	620.2	1552	FAST RED	354.4	708.8
1559	YELLOW OXIDE	400.6	801.2	1501	LANDAU BLACK	411.4	822.8
1550	RED OXIDE	442.4	884.8	1553	FAST BLUE	428.5	857.0
<b>5273 BRIGHT SILVER</b>				<b>5280 SILVER CREEK</b>			
1508	SILVER	391.7	783.4	1508	SILVER	232.6	465.2
1501	LANDAU BLACK	426.5	853.0	1501	LANDAU BLACK	385.5	771.0
1553	FAST BLUE	428.6	857.2	1553	FAST BLUE	414.2	828.4
1551	FAST YELLOW	429.9	859.8	1551	FAST YELLOW	428.3	856.6
<b>5274 SILVERADO</b>				<b>5281 SILVER CITY</b>			
1508	SILVER	397.8	795.6	1508	SILVER	251.1	502.2
1552	FAST RED	418.0	836.0	1501	LANDAU BLACK	384.1	768.2
1501	LANDAU BLACK	428.3	856.6	1552	FAST RED	426.0	852.0
1551	FAST YELLOW	430.0	860.0	1551	FAST YELLOW	428.6	857.2
<b>5275 DIAMOND GRAY MET.</b>				<b>5282 SILVER BAY</b>			
1508	SILVER	400.4	800.8	1508	SILVER	245.9	491.8
1552	FAST RED	419.3	838.6	1501	LANDAU BLACK	364.6	729.2
1551	FAST YELLOW	426.6	853.2	1552	FAST RED	416.4	832.8
1501	LANDAU BLACK	430.0	860.0	1551	FAST YELLOW	428.4	856.8
<b>MUST TOP COAT WITH 1301 SATIN GLOSS CLEAR</b>				<b>5283 SILVER QUEEN</b>			
<b>5276 DARK SILVER</b>				1508	SILVER	295.3	590.6
1508	SILVER	232.2	464.4	1501	LANDAU BLACK	396.0	792.0
1501	LANDAU BLACK	380.4	760.8	1551	FAST YELLOW	415.3	830.6
1552	FAST RED	423.2	846.4	1552	FAST RED	429.0	858.0
1553	FAST BLUE	428.3	856.6				
<b>MUST TOP COAT WITH 1301 SATIN GLOSS CLEAR</b>				<b>5284 ROCK GRAY</b>			
<b>5277 SANDSTONE SILVER</b>				1554	TINTING WHITE	192.3	384.6
1508	SILVER	243.2	486.4	1302	LOW LUSTER CLEAR	280.7	561.4
1501	LANDAU BLACK	395.1	790.2	1559	YELLOW OXIDE	359.5	719.0
1552	FAST RED	425.6	851.2	1501	LANDAU BLACK	412.2	824.4
1551	FAST YELLOW	428.6	857.2	1550	RED OXIDE	441.9	883.8

5285-5298		PINTS	QUARTS			PINTS	QUARTS
		GRAMS				GRAMS	
5285 MED. GRAPHITE				5292 BLACK			
1554	TINTING WHITE	141.7	283.4	1501	LANDAU BLACK	326.3	652.6
1302	LOW LUSTER CLEAR	255.7	511.4	1302	LOW LUSTER CLEAR	409.4	818.8
1501	LANDAU BLACK	327.4	654.8	1550	RED OXIDE	418.7	837.4
1559	YELLOW OXIDE	395.8	791.6	1554	TINTING WHITE	426.3	852.6
1550	RED OXIDE	438.1	876.2				
5286 CHIMNEY GRAY				5293 MED. SAGE			
1554	TINTING WHITE	191.9	383.8	1501	LANDAU BLACK	213.3	426.6
1559	YELLOW OXIDE	303.2	606.4	1559	YELLOW OXIDE	403.4	806.8
1501	LANDAU BLACK	401.2	802.4	1556	FAST GREEN	424.9	849.8
1550	RED OXIDE	443.8	887.6	1554	TINTING WHITE	430.5	861.0
5287 LUX GRAY				5294 SMOKEY MOUNTAIN GRAY			
1302	LOW LUSTER CLEAR	145.1	290.2	1501	LANDAU BLACK	274.4	548.8
1554	TINTING WHITE	255.4	510.8	1554	TINTING WHITE	425.6	851.2
1559	YELLOW OXIDE	328.5	657.0	1551	FAST YELLOW	433.7	867.4
1501	LANDAU BLACK	399.0	798.0	1552	FAST RED	435.8	871.6
1550	RED OXIDE	435.3	870.6	1553	FAST BLUE	437.5	875.0
5288 MED. QUARTZ				5295 MED. DARK CHARCOAL			
1554	TINTING WHITE	170.6	341.2	1501	LANDAU BLACK	210.3	420.6
1501	LANDAU BLACK	282.9	565.8	1554	TINTING WHITE	332.7	665.4
1559	YELLOW OXIDE	376.9	753.8	1559	YELLOW OXIDE	429.8	859.6
1550	RED OXIDE	442.2	884.4	1553	FAST BLUE	437.2	874.4
5289 DARK GRAPHITE				5296 BROWN SPICE			
1302	LOW LUSTER CLEAR	142.7	285.4	1302	LOW LUSTER CLEAR	112.4	224.8
1501	LANDAU BLACK	243.8	487.6	1559	YELLOW OXIDE	221.2	442.4
1554	TINTING WHITE	324.7	649.4	1501	LANDAU BLACK	311.1	622.2
1559	YELLOW OXIDE	399.6	799.2	1554	TINTING WHITE	374.0	748.0
1550	RED OXIDE	433.2	866.4	1550	RED OXIDE	433.4	866.8
5290 DARK BLACK GRAY				5297 BLACK COFFEE			
1501	LANDAU BLACK	133.0	266.0	1501	LANDAU BLACK	255.9	511.8
1559	YELLOW OXIDE	232.0	464.0	1302	LOW LUSTER CLEAR	347.3	694.6
1302	LOW LUSTER CLEAR	324.8	649.6	1559	YELLOW OXIDE	405.8	811.6
1554	TINTING WHITE	386.7	773.4	1550	RED OXIDE	416.8	833.6
1550	RED OXIDE	433.1	866.2	1554	TINTING WHITE	427.8	855.6
5291 CHEROKEE GRAY				5298 CHARCOAL BLACK			
1501	LANDAU BLACK	148.2	296.4	1501	LANDAU BLACK	226.4	452.8
1559	YELLOW OXIDE	248.7	497.4	1302	LOW LUSTER CLEAR	320.7	641.4
1302	LOW LUSTER CLEAR	320.5	641.0	1554	TINTING WHITE	371.0	742.0
1554	TINTING WHITE	383.3	766.6	1559	YELLOW OXIDE	415.0	830.0
1550	RED OXIDE	433.5	867.0	1550	RED OXIDE	430.4	860.8

		PINTS	QUARTS			PINTS	QUARTS
		GRAMS				GRAMS	
<b>5299-5312</b>							
<b>5299 DARK TITANIUM</b>				<b>5306 CRYSTAL BLUE MET.</b>			
1501	LANDAU BLACK	218.2	436.4	1508	SILVER	243.2	486.4
1559	YELLOW OXIDE	346.3	692.6	1553	FAST BLUE	375.2	750.4
1550	RED OXIDE	392.2	784.4	1552	FAST RED	410.1	820.2
1554	TINTING WHITE	432.9	865.8	1501	LANDAU BLACK	427.6	855.2
<b>5300 BRIGHT BLUE MET.</b>				<b>5307 LIGHT BLUE MET.</b>			
1553	FAST BLUE	272.0	544.0	1508	SILVER	327.9	655.8
1508	SILVER	347.3	694.6	1553	FAST BLUE	416.2	832.4
1556	FAST GREEN	405.9	811.8	1552	FAST RED	426.3	852.6
1501	LANDAU BLACK	425.1	850.2	1501	LANDAU BLACK	428.8	857.6
<b>5301 BLUEBIRD MET.</b>				<b>5308 SABLE BLUE MET.</b>			
1553	FAST BLUE	228.2	456.4	1508	SILVER	233.7	467.4
1501	LANDAU BLACK	333.1	666.2	1553	FAST BLUE	325.0	650.0
1508	SILVER	423.7	847.4	1501	LANDAU BLACK	387.5	775.0
1556	FAST GREEN	425.7	851.4	1552	FAST RED	427.9	855.8
<b>MUST TOP COAT WITH 1301 SATIN GLOSS CLEAR</b>				<b>5309 MED CRYSTAL BLUE MET.</b>			
<b>5302 MED ADRIATIC MET.</b>				1508	SILVER	248.1	496.2
1552	FAST RED	178.4	356.8	1553	FAST BLUE	363.6	727.2
1553	FAST BLUE	347.1	694.2	1552	FAST RED	408.5	817.0
1508	SILVER	388.4	776.8	1501	LANDAU BLACK	427.8	855.6
1501	LANDAU BLACK	425.1	850.2	<b>5310 DARK TEAL</b>			
<b>MUST TOP COAT WITH 1301 SATIN GLOSS CLEAR</b>				1508	SILVER	213.6	427.2
<b>5303 BLUE MOUNTAIN MET.</b>				1553	FAST BLUE	309.1	618.2
1508	SILVER	189.7	379.4	1501	LANDAU BLACK	396.9	793.8
1552	FAST RED	313.3	626.6	1556	FAST GREEN	427.7	855.4
1553	FAST BLUE	427.1	854.2	<b>MUST TOP COAT WITH 1301 SATIN GLOSS CLEAR</b>			
<b>5304 BLUE CHIP MET.</b>				<b>5311 BLUE PRINT MET.</b>			
1508	SILVER	141.7	283.4	1553	FAST BLUE	244.7	489.4
1553	FAST BLUE	264.7	529.4	1508	SILVER	350.7	701.4
1552	FAST RED	377.0	754.0	1556	FAST GREEN	396.7	793.4
1554	TINTING WHITE	430.5	861.0	1552	FAST RED	425.6	851.2
<b>5305 NILE BLUE MET.</b>				<b>MUST TOP COAT WITH 1301 SATIN GLOSS CLEAR</b>			
1508	SILVER	168.1	336.2	<b>5312 BLUE RIBBON</b>			
1552	FAST RED	280.0	560.0	1553	FAST BLUE	226.7	453.4
1553	FAST BLUE	362.0	724.0	1508	SILVER	360.7	721.4
1554	TINTING WHITE	432.3	864.6	1556	FAST GREEN	410.0	820.0
<b>MUST TOP COAT WITH 1301 SATIN GLOSS CLEAR</b>				1554	TINTING WHITE	420.4	840.8
				1552	FAST RED	426.7	853.4



5313-5326		PINTS		QUARTS		PINTS		QUARTS			
		GRAMS		GRAMS				GRAMS			
5313 BLUE DOGWOOD MET.						5320 MED. LIGHT BLUE					
1553	FAST BLUE	233.9	467.8	1554	TINTING WHITE	165.3	330.6				
1508	SILVER	347.4	694.8	1553	FAST BLUE	313.1	626.2				
1556	FAST GREEN	391.3	782.6	1501	LANDAU BLACK	393.9	787.8				
1554	TINTING WHITE	411.6	823.2	1550	RED OXIDE	438.6	877.2				
1552	FAST RED	427.1	854.2								
MUST TOP COAT WITH 1301 SATIN GLOSS CLEAR											
5314 BLUE CHEESE MET.						5321 BLUE MIST					
1508	SILVER	198.5	397.0	1553	FAST BLUE	164.3	328.6				
1553	FAST BLUE	353.8	707.6	1554	TINTING WHITE	261.2	522.4				
1501	LANDAU BLACK	409.9	819.8	1501	LANDAU BLACK	334.8	669.6				
1552	FAST RED	427.2	854.4	1302	LOW LUSTER CLEAR	392.9	785.8				
				1552	FAST RED	431.7	863.4				
5315 BLUE BONNET MET.						5322 ROYAL BLUE					
1553	FAST BLUE	227.5	455.0	1553	FAST BLUE	159.3	318.6				
1508	SILVER	355.9	711.8	1501	LANDAU BLACK	294.2	588.4				
1556	FAST GREEN	410.8	821.6	1554	TINTING WHITE	416.4	832.8				
1501	LANDAU BLACK	425.9	851.8	1559	YELLOW OXIDE	434.7	869.4				
MUST TOP COAT WITH 1301 SATIN GLOSS CLEAR											
5316 DARK BLUE MET.						5323 BLUEBERRY					
1553	FAST BLUE	285.8	571.6	1553	FAST BLUE	158.5	317.0				
1501	LANDAU BLACK	355.6	711.2	1554	TINTING WHITE	257.6	515.2				
1556	FAST GREEN	393.0	786.0	1501	LANDAU BLACK	336.9	673.8				
1508	SILVER	424.7	849.4	1302	LOW LUSTER CLEAR	396.3	792.6				
MUST TOP COAT WITH 1301 SATIN GLOSS CLEAR						1552	FAST RED	432.0	864.0		
5317 DARK BLUEBIRD MET.						5324 PEACH					
1553	FAST BLUE	190.8	381.6	1554	TINTING WHITE	247.2	494.4				
1501	LANDAU BLACK	350.5	701.0	1551	FAST YELLOW	396.8	793.6				
1508	SILVER	425.9	851.8	1552	FAST RED	443.7	887.4				
MUST TOP WITH 1301 SATIN GLOSS CLEAR						1553	FAST BLUE	444.1	888.2		
5318 DARK ADRIATIC MET						5325 PEACH BLOSSOM					
1552	FAST RED	192.2	384.4	1554	TINTING WHITE	243.6	487.2				
1553	FAST BLUE	333.1	666.2	1559	YELLOW OXIDE	399.3	798.6				
1508	SILVER	380.8	761.6	1552	FAST RED	447.3	894.6				
1501	LANDAU BLACK	425.3	850.6								
MUST TOP COAT WITH 1301 SATIN GLOSS CLEAR											
5319 THOMAS BLUE						5326 YOLK YELLOW					
1501	LANDAU BLACK	151.7	303.4	1551	FAST YELLOW	314.4	628.8				
1554	TINTING WHITE	286.3	572.6	1554	TINTING WHITE	381.9	763.8				
1553	FAST BLUE	411.9	823.8	1559	YELLOW OXIDE	423.8	847.6				
1550	RED OXIDE	436.1	872.2	1552	FAST RED	431.3	862.6				

5327-5340		PINTS		QUARTS		PINTS		QUARTS	
		GRAMS		GRAMS		GRAMS		GRAMS	
5327 PUMPKIN YELLOW				5334 GREENSBORO					
1554	TINTING WHITE	291.0	582.0	1556	FAST GREEN	295.0	590.0		
1551	FAST YELLOW	432.1	864.2	1554	TINTING WHITE	412.7	825.4		
1552	FAST RED	447.5	895.0	1553	FAST BLUE	434.1	868.2		
5328 SUN FLOWER YELLOW				5335 DARK BIMINI					
1551	FAST YELLOW	224.8	449.6	1553	FAST BLUE	193.3	386.6		
1554	TINTING WHITE	330.8	661.6	1556	FAST GREEN	357.1	714.2		
1559	YELLOW OXIDE	434.7	869.4	1554	TINTING WHITE	428.0	856.0		
1552	FAST RED	435.5	871.0	1501	LANDAU BLACK	430.0	860.0		
5329 SUN YELLOW				5336 LIGHT BIMINI					
1554	TINTING WHITE	287.8	575.6	1302	LOW LUSTER CLEAR	144.2	288.4		
1551	FAST YELLOW	440.0	880.0	1556	FAST GREEN	261.5	523.0		
1550	RED OXIDE	445.2	890.4	1553	FAST BLUE	377.4	754.8		
1556	FAST GREEN	447.4	894.8	1554	TINTING WHITE	427.7	855.4		
5330 YELLOW JACK				5337 AQUANAUT					
1551	FAST YELLOW	192.9	385.8	1554	TINTING WHITE	222.5	445.0		
1554	TINTING WHITE	319.9	639.8	1556	FAST GREEN	363.0	726.0		
1559	YELLOW OXIDE	436.3	872.6	1553	FAST BLUE	431.4	862.8		
1556	FAST GREEN	437.5	875.0	1559	YELLOW OXIDE	442.2	884.4		
5331 PERCH YELLOW				5338 AQUARIUM					
1551	FAST YELLOW	323.0	646.0	1554	TINTING WHITE	259.3	518.6		
1559	YELLOW OXIDE	381.2	762.4	1556	FAST GREEN	387.1	774.2		
1554	TINTING WHITE	430.1	860.2	1553	FAST BLUE	442.7	885.4		
1556	FAST GREEN	430.2	860.4	1551	FAST YELLOW	444.9	889.8		
5332 GREENWOOD				5339 LIGHT GREEN					
1556	FAST GREEN	305.6	611.2	1554	TINTING WHITE	431.9	863.8		
1554	TINTING WHITE	427.9	855.8	1556	FAST GREEN	451.3	902.6		
1553	FAST BLUE	431.5	863.0	1551	FAST YELLOW	456.9	913.8		
1559	YELLOW OXIDE	434.6	869.2	1501	LANDAU BLACK	458.2	916.4		
5333 OPAL GREEN				5340 REGAL BLUE					
1556	FAST GREEN	380.0	760.0	1554	TINTING WHITE	384.9	769.8		
1554	TINTING WHITE	413.6	827.2	1553	FAST BLUE	435.8	871.6		
1553	FAST BLUE	424.3	848.6	1556	FAST GREEN	451.7	903.4		
1501	LANDAU BLACK	427.7	855.4	1501	LANDAU BLACK	454.4	908.8		

5341-5354		PINTS	QUARTS			PINTS	QUARTS
		GRAMS				GRAMS	
5341 MED. BLUE MIST				5348 ORANGE BLOSSOM			
1554	TINTING WHITE	354.0	708.0	1551	FAST YELLOW	259.9	519.8
1553	FAST BLUE	438.1	876.2	1552	FAST RED	369.9	739.8
1550	RED OXIDE	450.7	901.4	1554	TINTING WHITE	429.9	859.8
1559	YELLOW OXIDE	452.2	904.4				
5342 MED. EMERALD GREEN				5349 BRIGHT ORANGE			
1556	FAST GREEN	297.6	595.2	1552	FAST RED	203.3	406.6
1551	FAST YELLOW	380.0	760.0	1551	FAST YELLOW	358.2	716.4
1554	TINTING WHITE	429.0	858.0	1554	TINTING WHITE	430.8	861.6
5343 LIGHT EMERALD GREEN				5350 BLUE BEARD MET.			
1556	FAST GREEN	291.5	583.0	1553	FAST BLUE	145.5	291.0
1551	FAST YELLOW	364.0	728.0	1508	SILVER	284.2	568.4
1554	TINTING WHITE	430.4	860.8	1552	FAST RED	409.4	818.8
				1557	MAGENTA	426.3	852.6
5344 DARK HUNTER GREEN				5351 BLUE JAY MET.			
1551	FAST YELLOW	252.3	504.6	1557	MAGENTA	158.6	317.2
1556	FAST GREEN	327.9	655.8	1508	SILVER	313.3	626.6
1554	TINTING WHITE	384.0	768.0	1553	FAST BLUE	426.6	853.2
1553	FAST BLUE	429.4	858.8				
5345 LIGHT MOSS GREEN				5352 TRUE BLUE			
1551	FAST YELLOW	174.2	348.4	1302	LOW LUSTER CLEAR	209.4	418.8
1554	TINTING WHITE	316.7	633.4	1553	FAST BLUE	383.9	767.8
1556	FAST GREEN	428.5	857.0	1554	TINTING WHITE	418.8	837.6
1501	LANDAU BLACK	436.2	872.4	1501	LANDAU BLACK	423.0	846.0
				1552	FAST RED	425.8	851.6
5346 OCEAN GREEN				5353 DARK TRUE BLUE			
1559	YELLOW OXIDE	185.0	370.0	1302	LOW LUSTER CLEAR	155.7	311.4
1556	FAST GREEN	346.1	692.2	1553	FAST BLUE	279.1	558.2
1554	TINTING WHITE	424.5	849.0	1552	FAST RED	376.4	752.8
1501	LANDAU BLACK	435.4	870.8	1554	TINTING WHITE	427.6	855.2
5347 ORANGEBURG				5354 MED. TRUE BLUE			
1551	FAST YELLOW	330.0	660.0	1553	FAST BLUE	356.4	712.8
1554	TINTING WHITE	379.5	759.0	1554	TINTING WHITE	413.9	827.8
1552	FAST RED	429.0	858.0	1556	FAST GREEN	424.1	848.2
				1559	YELLOW OXIDE	428.4	856.8

5355-5363				PINTS		QUARTS						PINTS		QUARTS	
				GRAMS		GRAMS						GRAMS		GRAMS	
5355 DARK RUBY								5362 MEADOW GREEN							
1552	FAST RED	403.6	807.2	1551	FAST YELLOW			195.1	390.2						
1501	LANDAU BLACK	412.2	824.4	1554	TINTING WHITE			373.2	746.4						
1554	TINTING WHITE	419.0	838.0	1501	LANDAU BLACK			430.0	860.0						
1553	FAST BLUE	425.8	851.6	1556	FAST GREEN			438.9	877.8						
5356 LIGHT TRUE BLUE								5363 LIGHT AQUA							
1552	FAST RED	137.4	274.8	1554	TINTING WHITE			369.3	738.6						
1553	FAST BLUE	254.2	508.4	1553	FAST BLUE			407.9	815.8						
1302	LOW LUSTER CLEAR	368.2	736.4	1556	FAST GREEN			432.9	865.8						
1554	TINTING WHITE	428.6	857.2	1559	YELLOW OXIDE			453.8	907.6						
5357 VERY DARK BLUE															
1501	LANDAU BLACK	286.9	573.8												
1554	TINTING WHITE	437.6	875.2												
5358 REDDISH GOLD MET.															
1551	FAST YELLOW	163.4	326.8												
1508	SILVER	293.6	587.2												
1552	FAST RED	421.2	842.4												
1501	LANDAU BLACK	426.8	853.6												
5359 WINTER GREEN															
1559	YELLOW OXIDE	186.6	373.2												
1556	FAST GREEN	330.2	660.4												
1554	TINTING WHITE	387.0	774.0												
1501	LANDAU BLACK	433.9	867.8												
5360 TONNEAU GREEN															
1551	FAST YELLOW	143.9	287.8												
1554	TINTING WHITE	263.8	527.6												
1302	LOW LUSTER CLEAR	356.0	712.0												
1501	LANDAU BLACK	401.4	802.8												
1552	FAST RED	433.9	867.8												
5361 GREEN PASTURE															
1559	YELLOW OXIDE	304.6	609.2												
1554	TINTING WHITE	418.6	837.2												
1556	FAST GREEN	429.9	859.8												
1501	LANDAU BLACK	440.8	881.6												

